



---

## Reviewer's Guide

Product specifications, pricing, packaging, technical support and information ("Specifications") refer to the United States retail English version only. The United States retail version is available only within North America and is not for export. Specifications for all other versions (including language versions and versions available outside of North America) may vary.

INFORMATION IS PROVIDED BY COREL ON AN "AS IS" BASIS, WITHOUT ANY OTHER WARRANTIES OR CONDITIONS, EXPRESS OR IMPLIED, INCLUDING, BUT NOT LIMITED TO, WARRANTIES OF MERCHANTABILITY, SATISFACTORY QUALITY, MERCHANTABILITY OR FITNESS FOR A PARTICULAR PURPOSE, OR THOSE ARISING BY LAW, STATUTE, USAGE OF TRADE, COURSE OF DEALING OR OTHERWISE. THE ENTIRE RISK AS TO THE RESULTS OF THE INFORMATION PROVIDED OR ITS USE IS ASSUMED BY YOU. COREL SHALL HAVE NO LIABILITY TO YOU OR ANY OTHER PERSON OR ENTITY FOR ANY INDIRECT, INCIDENTAL, SPECIAL, OR CONSEQUENTIAL DAMAGES WHATSOEVER, INCLUDING, BUT NOT LIMITED TO, LOSS OF REVENUE OR PROFIT, LOST OR DAMAGED DATA OR OTHER COMMERCIAL OR ECONOMIC LOSS, EVEN IF COREL HAS BEEN ADVISED OF THE POSSIBILITY OF SUCH DAMAGES, OR THEY ARE FORESEEABLE. COREL IS ALSO NOT LIABLE FOR ANY CLAIMS MADE BY ANY THIRD PARTY. COREL'S MAXIMUM AGGREGATE LIABILITY TO YOU SHALL NOT EXCEED THE COSTS PAID BY YOU TO PURCHASE THE MATERIALS. SOME STATES/COUNTRIES DO NOT ALLOW EXCLUSIONS OR LIMITATIONS OF LIABILITY FOR CONSEQUENTIAL OR INCIDENTAL DAMAGES, SO THE ABOVE LIMITATIONS MAY NOT APPLY TO YOU.

© 2003 Corel Corporation. All rights reserved.


Corel, the Corel logo, Corel Painter and Natural-Media are trademarks or registered trademarks of Corel Corporation and/or its subsidiaries in Canada, the U.S., and/or other countries. Adobe and Photoshop are registered trademarks of Adobe Systems Incorporated in the United States and/or other countries. Mac, Macintosh and Power Macintosh are registered trademarks of Apple Computer, Inc., registered in the United States and/or other countries. Windows is a registered trademark of Microsoft Corporation in the United States and/or other countries. Pentium is a registered trademark of Intel Corporation. Wacom is a registered trademark of Wacom Company, Ltd. Other product, font, and company names and logos may be trademarks or registered trademarks of their respective companies.

# Table of contents

<b>Executive summary</b>	<b>2</b>
<b>What's in the box</b>	<b>3</b>
<b>Before you begin</b>	<b>4</b>
<b>What's new in Corel Painter 8</b>	<b>6</b>
<b>Key features</b>	<b>7</b>
<b>Unleash your creative power . . . . .</b>	<b>7</b>
Mix your own colors . . . . .	8
Design your own brushes . . . . .	9
Create sketches from photographs . . . . .	11
Experiment with over 400 new brushes . . . . .	11
Paint with Digital Water Color . . . . .	12
<b>Increase your productivity. . . . .</b>	<b>13</b>
Work with a redesigned user interface . . . . .	13
Group palettes to customize your workflow . . . . .	15
Keep track of your brushes. . . . .	16
Preview brushes before you paint . . . . .	17
View brush sizes as you paint . . . . .	17
See image information at a glance . . . . .	18
<b>Stay compatible . . . . .</b>	<b>19</b>
Hide and reveal areas of a layer . . . . .	19
Create and store masks . . . . .	20
Open and save Adobe Photoshop files. . . . .	20
<b>Corel corporate profile</b>	<b>21</b>

## Executive summary

Corel® Painter™ 8 unleashes your creative power, increases your productivity, and enhances your compatibility with Adobe® Photoshop® while giving you the Natural-Media® tools you need to create artwork for print or the Web. Corel Painter 8 frees creative professionals to blend unique paint colors using the Mixer and interactively design custom brushes with the Brush Creator. Replicate the traditional painting experience with Digital Water Color, create sketches from photographs, and experiment with over 400 new brushes. Work more productively with a redesigned interface, customizable palettes, and industry-standard layer masks and channels. Corel Painter 8—The ultimate digital sketching and painting tool!



# What's in the box

## Main application

**Corel Painter 8:** Corel Painter 8 is the ultimate digital sketching and painting application. It's designed for digital artists, illustrators, pre-visualization artists and photographers who crave creative freedom and need the tools to mimic the output and experience of traditional drawing and painting media. Corel Painter 8 can digitally replicate traditional media like no other product in its class and is compatible with Adobe Photoshop.

## Documentation

**User guide:** Corel Painter 8 includes comprehensive documentation that focuses on tasks to help you learn and use the application efficiently.

**Help:** Corel Painter 8 features online help where you can find answers to common questions and step-by-step procedural information.

## Minimum System Requirements

### Macintosh®

- Mac® OS 9 (version 9.2.2 or higher) or Mac OS X (version 10.2 or higher)
- Power Macintosh® G3 or higher
- 128 MB RAM
- 1024 x 768 display, 24-bit color
- CD-ROM drive
- Mouse (Wacom® tablet recommended)

### Windows®

- Windows® 2000 or Windows XP
- Pentium® processor, 200MHz or higher
- 128 MB RAM
- 1024 x 768 display, 24-bit color
- CD-ROM drive
- Mouse (Wacom® tablet recommended)

# Before you begin

Before you begin, please close all applications, and install Corel Painter 8 from the CD.

## To install Corel® Painter™ 8

### Windows®:

1. Insert CD 1 into your CD-ROM drive. The AutoRun dialog box automatically appears.
2. Click *Install Corel Painter 8*.
3. Follow the onscreen instructions.

### Macintosh®:

1. Insert CD 1 into your CD-ROM drive.
2. Double-click the Corel Painter 8 icon to launch the Corel Painter 8 Installer.
3. Follow the onscreen instructions.

# What's new in Corel® Painter™ 8

If you're a digital or pre-visualization artist, an illustrator, a photographer or simply a graphics enthusiast, you'll appreciate having the ability to

- **mix your own paint colors interactively** as you would with paint and a palette, allowing you to create, save and reuse custom colors
- **design your own brushes interactively** with the Brush Creator by customizing an existing brush, combining two brushes or fine-tuning brushes using advanced controls
- **create simple sketches** and line drawings from photographs with Sketch Effect, which gives you control over the amount of paper grain, the heaviness of the pencil line and the desired level of detail
- **experiment with over 400 new brushes** in over 30 different mediums
- **work more efficiently** with a redesigned, more familiar user interface and Toolbox , a context-sensitive Property Bar that puts commonly used controls at your fingertips, and a Brush Selector that simplifies brush selection
- **group and ungroup palettes** in any configuration to match your workflow and reduce the number of palettes on screen
- **experiment with layer masks** that let you hide and reveal areas of a layer without making permanent changes to your image
- **save time with channels** that let you create and store masks to modify, separate and preserve specific areas of an image
- **focus on your art**, not the software, thanks to enhanced Adobe Photoshop file compatibility including layer sets, layer masks and channels

## Key features

Corel Painter 8 offers a complete toolset for creative professionals with innovative Natural-Media tools and a streamlined interface. You can work more efficiently with Adobe Photoshop files to produce original images for print and the Web.

### Unleash your creative power

Unrivaled in its history of offering digital artists, illustrators, pre-visualization artists, photographers and graphics enthusiasts an arsenal of tools and features that unleash creativity, Corel Painter 8 adds a new, exciting chapter to this tradition. If you're making the transition from Natural-Media, you'll be amazed at the color mixing, the vast array of brushes and the digital water color functionality. Digital artists will love the new Brush Creator and Sketch Effect.





## Mix your own colors

In Corel Painter 8, if you can't find the exact color you need, you can create it. The new Mixer palette lets you realistically mix colors, just as you would if you were using paint and a palette. This innovative feature gives digital artists the same freedom to experiment with color that traditional artists have always enjoyed.

The Mixer palette comes with supporting tools designed specifically for color mixing. There's a selection of color wells from which you can choose colors. Using the Brush tool, you apply colors to the Mixer Pad, the surface on which they're blended. Then the Palette Knife tool comes into play, allowing you to combine colors on the Mixer Pad, just like you would with traditional tools like paint, a palette and a palette knife. You can then use the Zoom and Pan tools to get a close-up view of the mixed color. Once you've found the desired color, you can sample it using the Eyedropper tool, making it the primary color on the Colors palette.

You can save mixed colors as Scratch Pads (MXS), allowing you to reuse them later. You can even save colors created on the Mixer palette as a color set.



## Design your own brushes

As large and varied as the collection of brushes in Corel Painter 8 is, there might be times when you can't find the brush you need. Corel Painter 8 gives you a unique feature for creating that brush—the Brush Creator. You have three flexible options when designing a brush: to randomly modify an existing brush; to combine the characteristics of two brushes; and, to create a custom brush from scratch.

The Brush Creator is a distinct component of Corel Painter 8 with its own unique functionality, including

- brush-creation commands grouped in a familiar menu structure, allowing you to open, import, capture, save and restore brush variants
- color management, paper, gradient and texture options grouped in a palette format

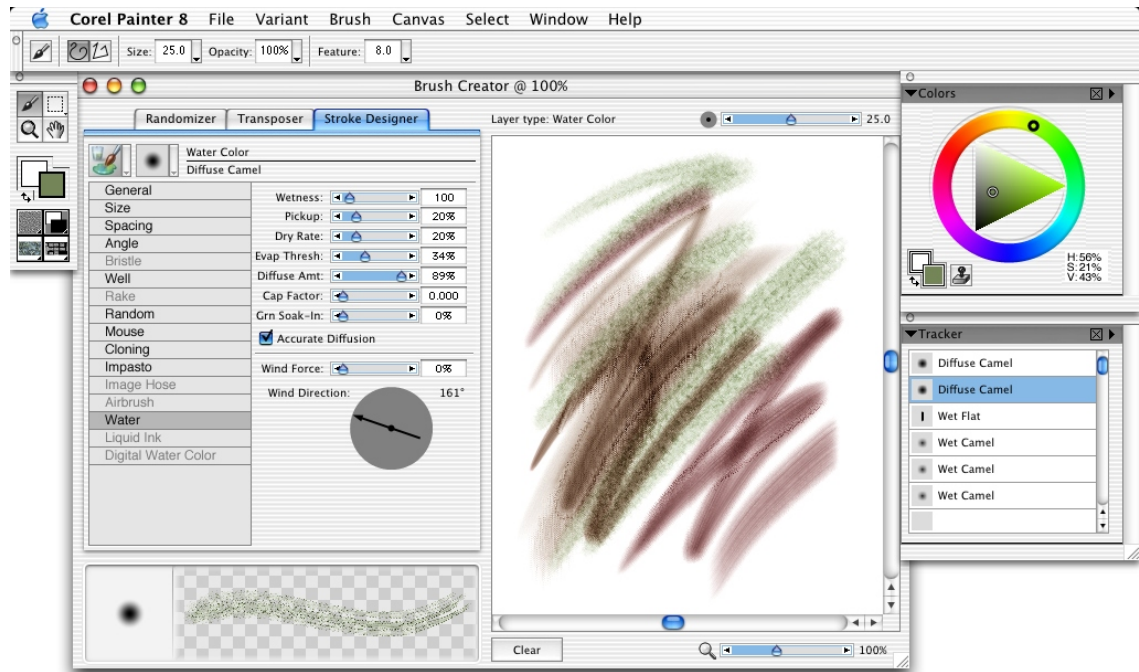
The Brush Creator has three tabs, each dedicated to a different method for creating custom brushes.

**Randomizer:** The Randomizer lets you choose an existing brush variant and randomize its properties, creating a new brush variant. You determine the amount of randomization applied to the original brush variant's properties. A low amount of randomization results in brush variants that look similar to the original; a high amount results in brush variants that look radically different than the original. To help you visualize what the new brush variants will look like, the Randomizer provides a brush stroke preview of each new brush variant.

**Transposer:** The Transposer allows you to change the properties of a brush variant based on the properties of another. For example, you can take the 2B pencil and create brush variants that are mutating towards the Flattened pencil. To help you visualize how new brush variant strokes will look, the Transposer provides a brush stroke preview of each new brush variant.

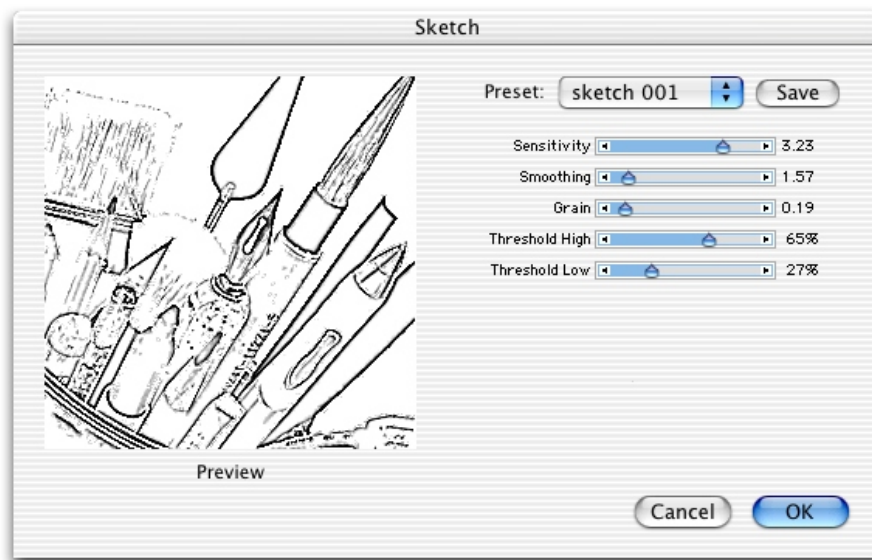
**Stroke Designer:** The Stroke Designer is ideal for advanced users who understand—or users who wish to understand—the complexities of the Brush Engine to create custom brush variants. The Stroke Designer has 16 different sections (General, Size, Spacing, Angle, Bristle, Well, Rake, Random, Mouse, Cloning, Impasto, Image Hose, Airbrush, Water, Digital Water, and Liquid Ink). The contents of these sections display on the right-hand side of the Stroke Designer when you click on the appropriate palette name.

The Brush Creator also gives you live brush previews, the Scratchpad to test your brush creation and the Tracker palette, which stores brush variants you've created.



## Create sketches from photographs

Corel Painter 8 includes a Sketch Effect that lets you convert photographs to simple pencil drawings easily while giving you control over the amount of paper grain, the heaviness of the pencil line and the desired level of detail.



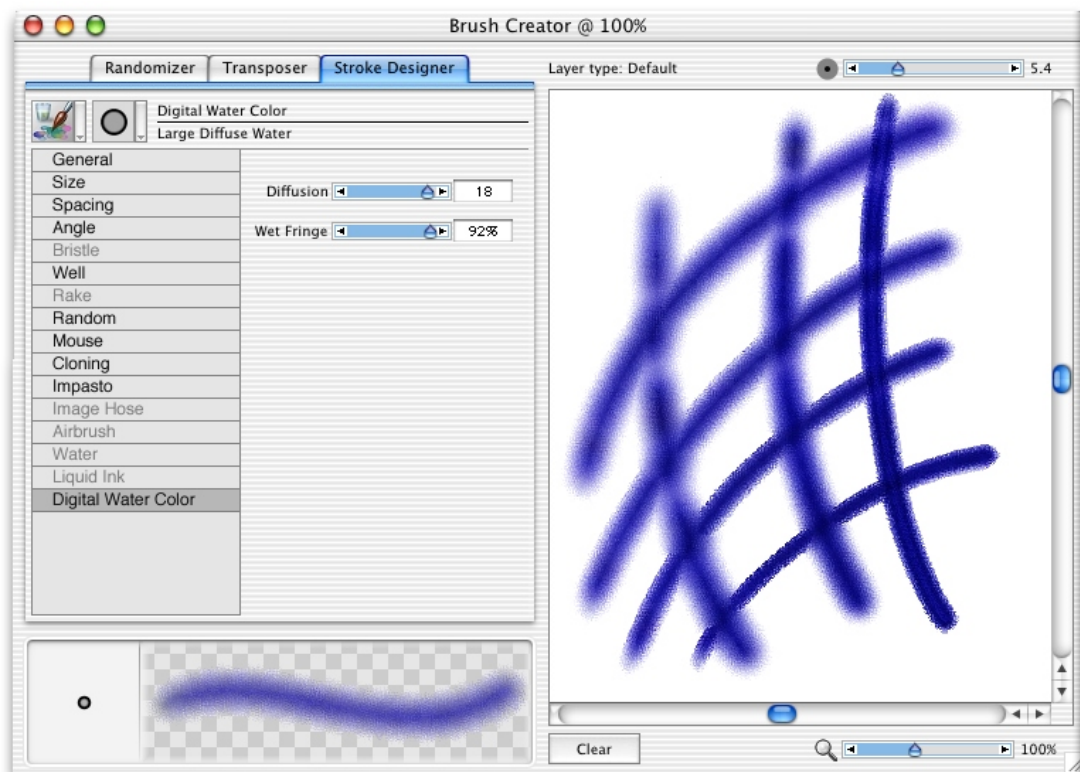
## Experiment with over 400 new brushes

One of the joys of creating digital art in Corel Painter 8 is the opportunity to play with a wide array of brushes.

Corel Painter 8 comes with more than 400 new brushes in over 30 mediums, including: acrylics, airbrushes, blenders, calligraphy pens, chalks, charcoal, cloners, colored pencils, conté, crayons, distortion, erasers, felt pens, gouache, impasto, oil pastels, oils, palette knives, pastels, pencils, pens, photo, sponges, sumi-e, tinting and watercolor.

## Paint with Digital Water Color

Digital Water Color is a simple, transparent medium that is ideal for hand painting line drawings, touching up photographs or creating simple water color washes.

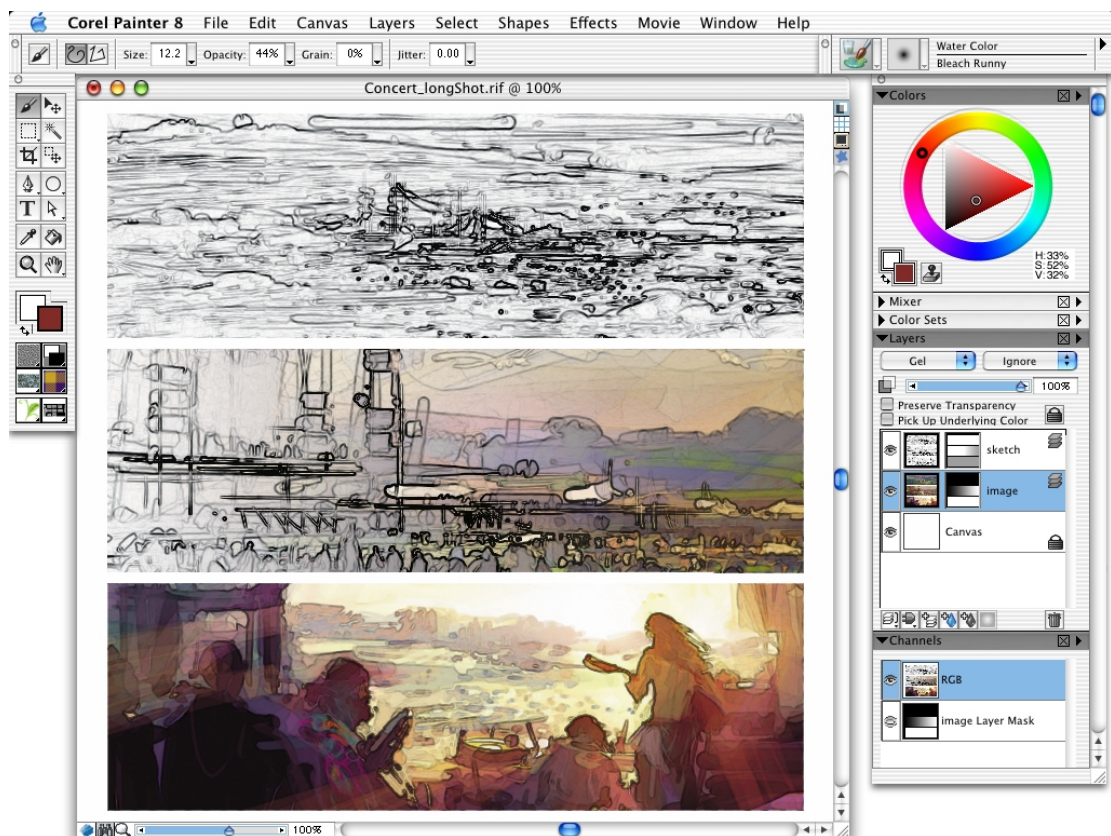


## Increase your productivity

Corel Painter 8 gives you the tools you need to help you work faster. A redesigned user interface, intuitive brush preview and easily accessible up-to-date image information ensure creative professionals get the most out of Corel Painter 8.

## Work with a redesigned user interface

The Corel Painter 8 user interface has been redesigned to give you the most intuitive, productive workspace yet. Based on customer feedback, many integral parts of the user interface have been redesigned, making the Corel Painter experience better than ever.



**Toolbox:** The redesigned Toolbox now displays vertically and, by default, is docked to the top-left corner of the application window. The Toolbox gives you access to

- the tools in Corel Painter 8
- the primary and secondary colors
- the current paper, pattern, gradient, nozzle, weave and brush looks libraries

The Toolbox can be undocked and moved anywhere inside the application window.

**Property Bar:** The Property Bar replaces the Controls palette from previous versions. Docked below the menu bar, the controls displayed on the Property Bar vary, depending on the active tool. The most frequently used controls for the selected tool are contained in a user-friendly location, making tool refinement simple and fast.

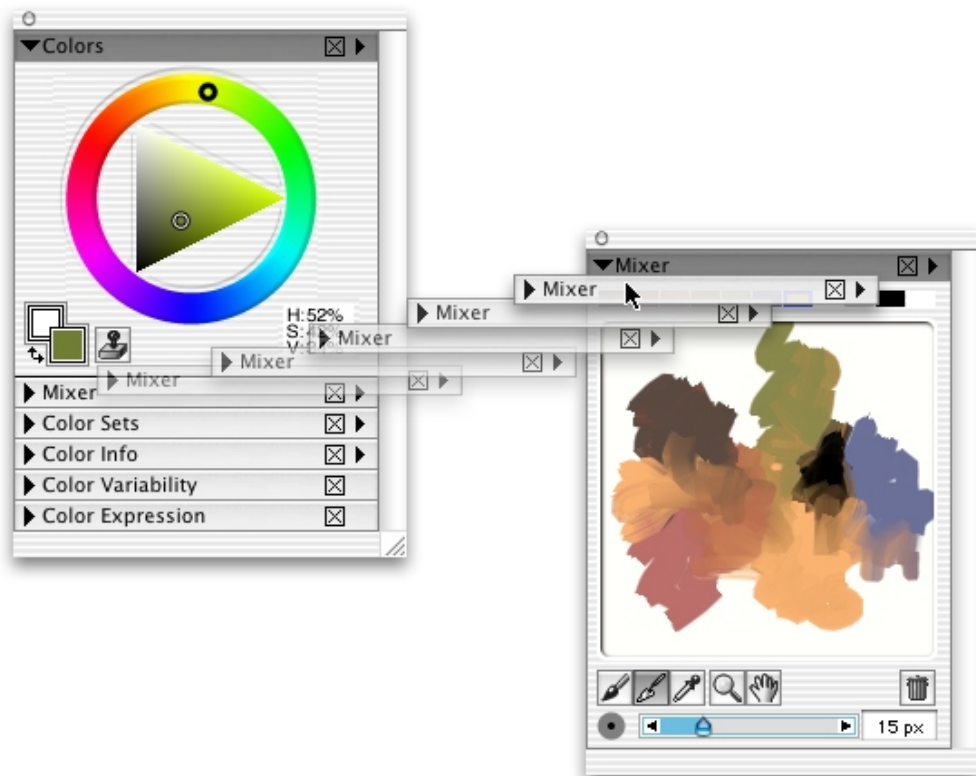
By default, the Property Bar is docked in the top-left corner of the application window. It can be undocked and relocated within the application window, or it can be turned off.

**Brush Selector:** The Brush Selector provides a quick and easy way to choose brushes. The Brush Category Picker lets you choose the medium you wish to paint with, such as Pencils. The Brush Variant Picker lets you choose a specific brush, such as 2B Pencil, Mechanical Pencil or Sketching Pencil. The Brush Selector displays the name of the current Brush Category and Brush Variant. Docked by default to the top-right corner of the application window, you can also relocate or close the Brush Selector.



## Group palettes to customize your workflow

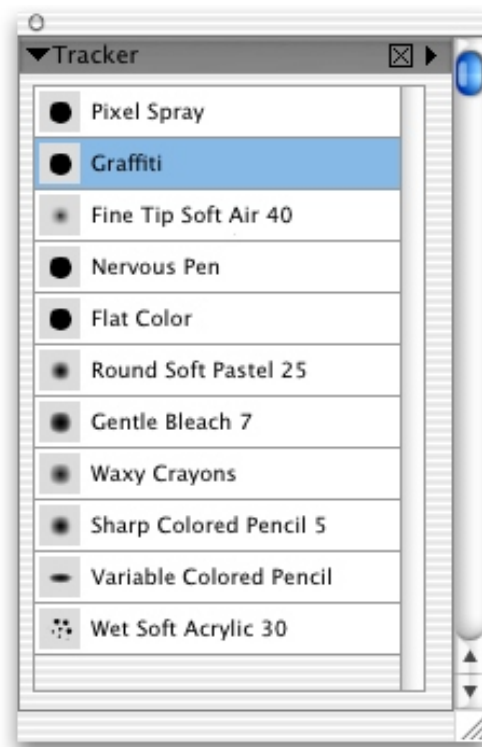
Nobody knows your workflow better than you do, so Corel Painter 8 has been redesigned to give you greater control over the workspace. Now you can group palettes in any combination, giving you quick access to the palettes you use most often. This also reduces the amount of space palettes take up, leaving you with more room to sketch and paint.





## Keep track of your brushes

When creating art, whether digitally or traditionally, you probably use more than one brush. In fact, you could end up using several, which would normally require digital artists to fumble through palettes, menus and drawers to reselect a brush they had just used. If you were using natural media, you'd simply reach into your toolbox and grab the brush you needed. Corel Painter 8 gives digital artists the same kind of quick brush access that traditional artists enjoy with the addition of the Tracker palette.



The Tracker palette temporarily stores brush categories, variants and dab types when you apply brush strokes to the canvas. Each time you use a new brush, the variant is saved in the Tracker palette. You can easily return to the brush variant you need by choosing it from the Tracker palette.

With the ability to store 25 brushes at a time, you can view the brush variants stored in the Tracker palette as thumbnail images, in a list or as strokes. Brush variants are stored even after the document you were working on has been closed.

The Tracker palette can also be displayed in the Brush Creator. Any brush variants used in the main application will be carried over to the Brush Creator, and vice versa.

## Preview brushes before you paint

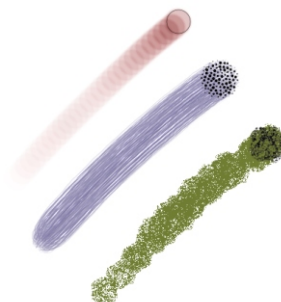
Corel Painter 8 gives you fast and easy brush stroke preview.

Just as you can view brush variants in the Brush Selector as thumbnails, you can also preview brush variants as brush strokes. The Strokes view in the Brush Selector shows you both the dab type and brush stroke of the selected brush variant.



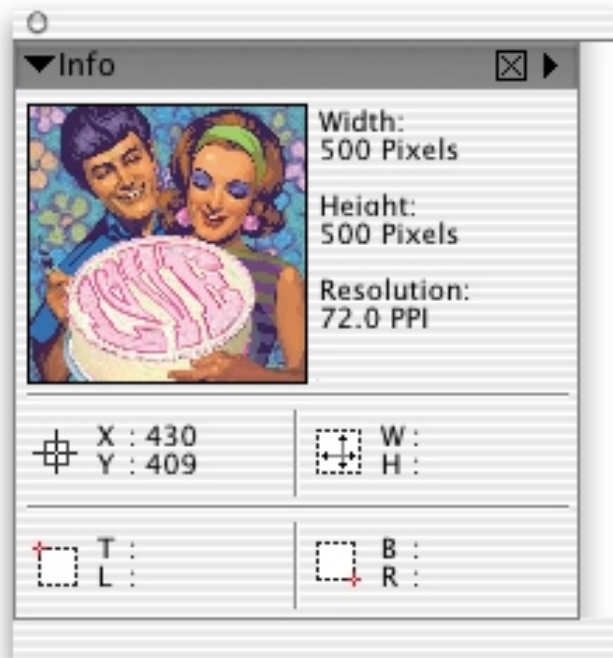
## View brush sizes as you paint

You don't have to worry about selecting the wrong brush size or shape. The Brush Cursor Preview removes the guesswork when you're changing or resizing brushes. The shape and size of the cursor gives you a true picture of the shape and size of a dab before you make a brush stroke.



## See image information at a glance

Corel Painter 8 has added many features designed to streamline and enhance the creative professional workflow, allowing you to get the most out of each working day. The new Info palette is a one-stop, quick reference tool for your image information. Details about cursor position, color information and image measurement units are all conveniently displayed in one palette. In addition, context-sensitive information about the active tool is displayed alongside image data.

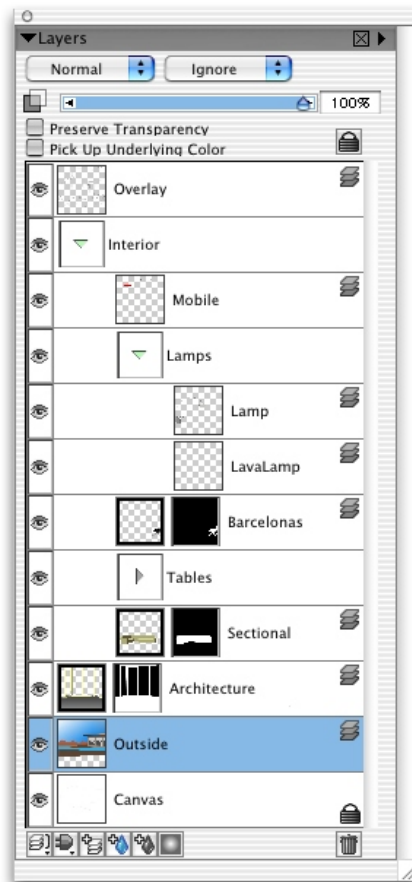


## Stay compatible

Many Corel Painter users also work with Adobe Photoshop, so changes have been made to allow for better integration between the two applications. Adobe Photoshop users will easily be able to incorporate Corel Painter 8 into their workflow. Enhanced compatibility and industry-standard features give you the freedom to experiment and combine media for new ways of expressing and presenting your ideas.

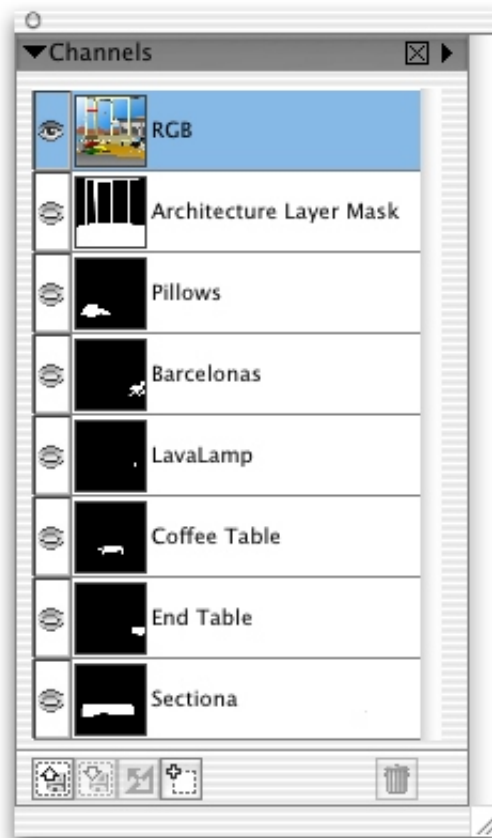
## Hide and reveal areas of a layer

Corel Painter 8 includes non-destructive Layer Masks that function in the same way as other industry-standard applications. When you save files in the Adobe Photoshop (PSD) format, you can view or edit Layer Masks that were created in Corel Painter 8 in Adobe Photoshop 7. In addition, the Layer Masks have been redesigned so that you can hide and reveal areas of a layer without making permanent changes.



## Create and store masks

With Corel Painter 8, you can use alpha channels to create and store masks to modify, separate and preserve specific areas of an image.



## Open and save Adobe® Photoshop® files

Now when saving files to the Adobe Photoshop (PSD) format, layer sets, layer masks and channels are also saved. As well, opening a PSD file in Corel Painter 8 gives you access to layer masks, layer sets and channels created in Adobe Photoshop.

## Corel corporate profile

Founded in 1985, Corel Corporation ([www.corel.com](http://www.corel.com)) is a leading technology company specializing in content creation tools, business process management and XML-enabled enterprise solutions. The company's goal is to give consumers and enterprise customers the ability to create, exchange and instantly interact with visual content that is always relevant, accurate and available. With its headquarters in Ottawa, Canada, Corel's common stock trades on the Nasdaq Stock Market under the symbol CORL and on the Toronto Stock Exchange under the symbol COR.

Corel Corporation  
1600 Carling Avenue  
Ottawa, Ontario  
Canada K1Z 8R7  
Tel.: 1-613-728-8200  
Fax: 1-613-728-9790

Corel UK Limited  
Sapphire Court  
Bell Street  
Maidenhead  
Berkshire SL6 1BU  
United Kingdom  
Tel.: +44(0)1628 589800  
Fax: +44(0)1628 589801

Corel Inc.  
8144 Walnut Hill Ln.  
Suite 1050  
Dallas, Texas  
USA 75231  
Tel.: 1-469-232-1000  
Fax: 1-469-232-11194

Web site: [www.corel.com](http://www.corel.com)  
Reader contact information: 1-800-77-COREL  
Media inquiries: [media@corel.com](mailto:media@corel.com)

For more information about Corel Painter 8, please visit [www.corel.com/painter8](http://www.corel.com/painter8)

JB# 2749-19