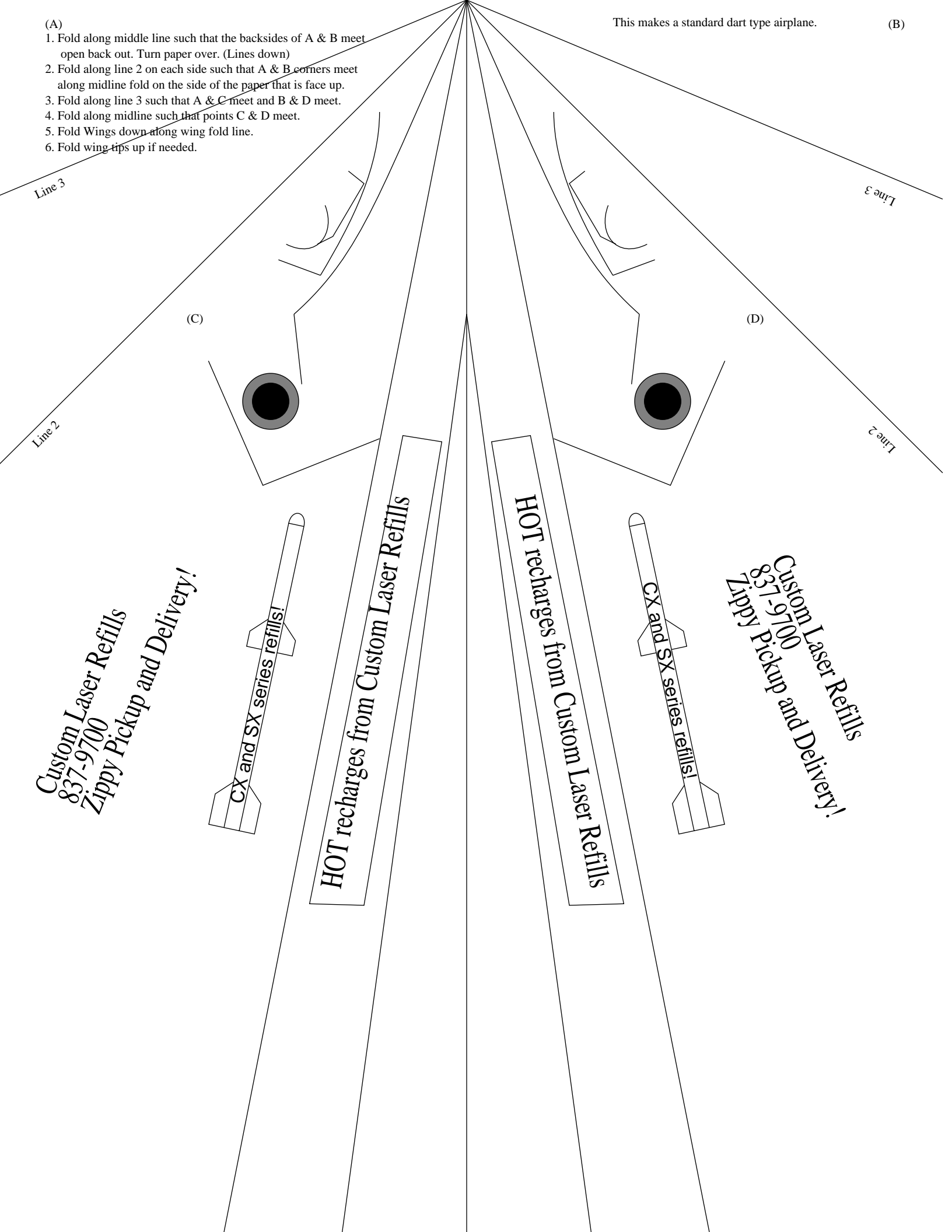



- (A)
1. Fold along middle line such that the backsides of A & B meet open back out. Turn paper over. (Lines down)
  2. Fold along line 2 on each side such that A & B corners meet along midline fold on the side of the paper that is face up.
  3. Fold along line 3 such that A & C meet and B & D meet.
  4. Fold along midline such that points C & D meet.
  5. Fold Wings down along wing fold line.
  6. Fold wing tips up if needed.

This makes a standard dart type airplane.

(B)




*Custom Laser Refills  
837-9700  
Zippy Pickup and Delivery!*



*HOT recharges from Custom Laser Refills*

*HOT recharges from Custom Laser Refills*



*Custom Laser Refills  
837-9700  
Zippy Pickup and Delivery!*