







# Mother Of All Battles

© Sean O'Connor, May 1996  
<http://www.cityscape.co.uk/users/gx96/>

## ***Introduction***

Mother Of All Battles is a game for 1 to 6 human or computer players. The object of the game is to destroy all the opposition's pieces by exploring new territory and capturing as many neutral and enemy cities as you can in order to build more of your own pieces.

-  Open land
-  Neutral city
-  City owned by red
-  Mountain
-  Sea
-  Unexplored area

## ***Playing A Game***

[Starting a game](#)

[Building new pieces](#)

[Selecting and waking a piece](#)

[Moving a piece](#)

[Special moves](#)

[Attacking enemy pieces and repairing](#)

[The status windows](#)

[Options](#)

[Saving and exiting a game](#)

## ***Miscellaneous***

[Credits](#)

[Version history](#)

[Order form](#)

## The Pieces

👑 **Army.** The most common piece used. Armies are quick to build but are very slow moving. Use them to defend your own islands or load them onto your transports to capture new islands.

👑 **Para.** Paras move quickly but take much longer to build than armies. When 'dropped' they become armies. They are very useful for doing quick attacks on poorly defended enemy islands.

👑 **Fighter.** Fighters take a long time to build but are the fastest moving pieces in the game. They are excellent for exploring new areas, reconnoitring and destroying enemy pieces, especially bombers, paras, submarines and transports.

👑 **Bomber.** Bombers take a long time to build but are devastating if exploded on densely packed enemy forces.

👑 **Transport.** Very quick to build. Transports can carry up to 6 armies, but are very vulnerable to attack from enemy pieces.

👑 **Destroyer.** The fastest moving ship in the game and very effective at dealing with enemy submarines and transports.

👑 **Submarine.** Submarines are very effective against enemy transports and battleships but are vulnerable to destroyers and fighters.

👑 **Aircraft Carrier.** Aircraft carriers can carry up to 6 fighters and can refuel them.

👑 **Battleship.** Probably the most powerful piece you can build. Devastating against enemy tanks on the coast, destroyers, aircraft carriers, transports and any aircraft, but watch out for enemy submarines!

## **Starting A Game**

To start a game, click on the **File** menu. You can then click on either:

**New** start a brand new game.

**Open** open an old one that you have saved earlier.

**Demo** watch a demo game.

If you start a new game you can choose whether the players will be out of the game or human or computer controlled. You can also choose how large you want the world to be and how difficult the computer players will be to beat.

>> Next >>

## ***Building New Pieces***

When you begin a new game a 'City Information' dialog box will appear asking you what you wish to build at your first city. This dialog box can be called up at any time during a game by clicking the right hand mouse button while the mouse is over one of your cities or over a city's entry in the 'Production' window, and will also be automatically displayed when you capture a new city.

The time taken to build a pieces at a city is as follows:

 Army	4 days
 Para	8 days
 Fighter	8 days
 Bomber	12 days
 Transport	2 days
 Destroyer	6 days
 Submarine	6 days
 Aircraft Carrier	10 days
 Battleship	12 days

You can change what the city is building by clicking on the button of one of the different types of pieces, however you will have wasted any time that has been spent partially building the old piece.

Ships can only be built in ports (cities which are adjacent to a blue, sea square).

>> Next >>

## **Selecting And Waking A Piece**

The piece currently selected for you to move will be the one which the line coming from the mouse points to.

To select a different piece, click on it with the right hand mouse button - this will also wake it up if it was asleep. If that piece still has movement points left for the day, the line from the mouse will jump to that piece. If the piece does not respond, it is because it has already moved as much as it can or it has attacked an enemy piece this day.

If there are several pieces stacked on top of one another you can cycle through them by continually clicking the right hand button on the stack. To do this to a stack of pieces which are in a city, hold the SHIFT key down while clicking the right hand button on the stack.










To wake a piece which is in a city, click the right hand mouse button on the city to bring up the 'City Information' dialog box. Then click on the pieces in the 'Awake' or 'Asleep' boxes to change their status.

You can centre the currently selected piece on the screen by selecting 'Current piece' from the 'View' menu or by pressing the 'C' key. If you wish to view your starting island, select 'Home' from the 'View' menu or press the 'Home' key.

>> Next >>

## Moving A Piece

To move the currently selected piece, click the left hand button on the square that you want the piece to move to. The movement points that a piece gets at the beginning of a day and the fuel for planes when fully refuelled are:

		Movement	Fuel
 Army	1	unlimited	
 Para 7	28		
 Fighter	14	14	
 Bomber	7	28	
 Destroyer	6	unlimited	
 Battleship	4	unlimited	
 Carrier	4	unlimited	
 Transport	4	unlimited	
 Submarine	4	unlimited	

As ships become damaged their number of movements points will reduce.

If you tell a piece to move further than it is allowed to in one day it will remember where you told it to move to and will carry on moving there in subsequent days (unless move memory has been disabled from the Options menu). You can cancel a piece's orders by clicking the right hand mouse button on it.

When a plane realises that it must return to refuel it will do so automatically. Fighters can refuel on aircraft carriers as well as in cities.

Armies cannot move out to sea except for moving on to transports. When an army moves on to a transport it is automatically 'slept'. To wake it up to disembark, click on it with the right hand mouse button. Only up to six armies will fit on each transport.

Armies cannot be put on top of one another except for in cities and on transports.

The worlds used in this game "wrap around". This means that if you move your pieces far enough they will go right around the world and eventually come back to where they started.

>> Next >>

## Special Moves

The following moves can be performed on the currently selected piece by selecting the move from the **Moves** menu, or by pressing the first letter of the move on the keyboard, or by clicking on a button in the button bar.



### **Drop**

Can only be done to paras while over open land. The para will be converted to an army.



### **Later**

Another piece with movement points left is automatically selected. You can come back and move the old piece later in the day.



### **Finished**

Another piece is automatically selected but the current piece loses all its movement points for this day.



### **Return**

The piece moves back to the nearest city.



### **Sleep**

The piece can't be moved again until either it is attacked by the enemy or it is woken by clicking on it with the right hand mouse button.

These options can be selected at any time:



### **End Turn**

When you have moved all the pieces that you think need moving this turn, select this option. All unmoved planes will return to their nearest city, other pieces will lose all of their remaining movement points.



### **Surrender**

If your position has become unwinnable you can resign from the game. All of your pieces will be destroyed and the other players will continue playing.

>> Next >>

## ***Attacking Enemy Pieces And Repairing***

To attack an enemy piece simply move your currently selected piece on to the square the enemy piece is on. Damage will be inflicted on the enemy, and if its strength falls below zero it will be destroyed. Attacking an enemy piece uses up all of the piece's remaining movement points.

When you attack an enemy piece with a bomber, the enemy piece and everything within two squares of it will be destroyed, including any of your own pieces caught in the blast!

Different types of pieces have varying strengths of attack on enemy pieces. For example, a fighter will easily shoot down a bomber or para, a submarine will severely damage a battleship, transport or aircraft carrier, whereas a destroyer will have little effect against an army.

A piece which has been damaged by an enemy attack can be repaired by moving it to a friendly city. To heal a ship it must be left next to a friendly port, all other pieces must be left in any friendly city. Pieces left there are gradually repaired at the beginning of every day.

The number of moves a ship has at the beginning of a day will decrease as it becomes more damaged.

>> Next >>



## ***The Status Windows***

The following status windows can be switched on and off by selecting them from the **View** menu, or by pressing the underlined letter in the window's name:

### **Game Info**

Shows you whose turn it is, what day it is, what the difficulty level is and how large the world is.

### **Rankings**

Shows you which player has the most cities and the largest army, navy and airforce. The further your colour is to the left, the better you are doing.

### **Piece Info**

Shows you what the currently selected piece is, how many moves and how much fuel it has.

### **Production**

Shows you what your cities are building and how long they have left until completing it. The city's name will appear next to it when you move the mouse over an entry in this window. Clicking the left hand button on an entry will centre that city on the screen. Clicking the right hand button will bring up a 'City Information' dialog box allowing you to change what the city is building (equivalent to clicking the right hand button on the actual city itself).

### **World Map**

Shows you a view of the whole world. Clicking on any part of the map will centre the main screen on where you clicked.

>> Next >>

## **Options**

### **Sound**

Select whether you want the game to run silently, use the PC speaker, or if you have one, a sound card.

### **Colour Monitor**

Unchecking this option will invert the colour of all enemy pieces to make it easier to distinguish your own on a monochrome monitor.

### **Prompt On New Player**

This option is only useful when several humans are playing. Checking it will bring up a warning window at the beginning of each human's turn, preventing other humans from accidentally seeing each other's pieces.

### **Auto Play**

Checking this option will make the computer control your pieces. This is useful when you have nearly won the game but can't be bothered to kill every last enemy piece yourself. You can regain control at any time by unchecking the option.

>> Next >>

## ***Saving And Exiting A Game***

You can save your game at any time by clicking on **File** and then **Save**. Your game is also automatically saved after every 7 days of play, and if you open or start a new game or demo.

To exit the program, click on **File** and then **Exit**. Your game will automatically be saved.

>> Next >>

## **Credits**

Written by:

*Sean O'Connor  
Cade Roux*

Thanks to:

*Patrick Welche  
Raj Jena  
Chris Dawson  
Iona Hosking  
Will O'Brien  
Nigel Touch  
Kieran O'Connor  
Jon Williams  
Guido Barzini  
Steve Kind  
Peter Radcliffe  
Roger Cook*

>> [Next](#) >>

## **Version History**

### **2.0 May '96**

- 16 and 32 bit versions.
- Much improved computer intelligence.
- Piece moves, fuel and days to build can be customised.
- Choice of which types of pieces will be used in each game.
- Button bar added.
- Larger world sizes.
- Configurable amount of land mass.
- 'Move memory' is now optional.
- Windows automatically 'tidied'.

### **1.3 March '95**

- Ships take fewer days to build.
- Armies can't attack from a transport.
- Mouse cursor displays how far the piece is going to move.
- City information window shows how many more days are left to build any piece.

### **1.2 February '94**

- Comes with an installer program.
- Zoom in and out.
- Click on pieces in the 'City Information' window to wake and sleep them.
- Immediate detection for players being eliminated.
- 'End Turn' option.
- Press Shift + right hand click to rotate through a stack of pieces in a city.
- City name appears when the mouse is over the 'Production' window.
- Sound card sound effects.

### **1.1 December '93**

- 3D style islands.
- Modeless windows used for 'Rankings', 'Piece Info', 'Production' and 'World Map'.
- 'Game Info' window added.
- Cities have names.
- Humans are prompted before their turns so they can't see other humans moving.
- Other players continue when one human player surrenders.
- Monochrome monitor option.
- Auto play option.
- 4 world sizes and 4 difficulty levels.
- Proper hypertext help file.

### **1.0 August '93**

- Up to 6 human or computer players.
- 3 world sizes and 3 difficulty levels.
- Windows used for 'City Information', 'Rankings', 'Piece Info', 'Production' and 'World Map'.
- Simple help file.

>> Next >>

## Order Form

The full copy of **Mother Of All Battles** allows you to choose games of between 2 and 6 computer or human players on a randomly generated world. To order a full copy, please send:

**UK orders:** (spto@cityscape.co.uk)  
£20 per copy to Sean O'Connor,  
62 Whitney Drive, Stevenage, Herts, SG1 4BJ, England.  
pay by: cash, cheques or Eurocheques in pounds sterling.

**US orders:** (73733.1014@compuserve.com)  
\$30 per copy to Cade Roux,  
c/o Dubroca, Box 513, Boutte, LA 70039, USA.  
pay by: cash or cheques in US dollars.

**European orders:** (eurovga@ibm.net)  
200DKK per copy to Henrik Moerk,  
Survival BBS, P.o. Box 1538, DK-2700 bronshoj, Denmark. +45 3889 5253  
pay by: credit card, cash, Eurocheques in Danish crowns, or (euro)GIRO (1-207-4247)

**New Zealand and Australia:** (jen@enternet.co.nz)  
NZ\$55 per copy to Jenni Ducey,  
JayDee Productions, 37 Taniwha Place, R.D.2, Tauranga, North Island, New Zealand.

Name: \_\_\_\_\_

Address: \_\_\_\_\_

\_\_\_\_\_

\_\_\_\_\_

\_\_\_\_\_

Number of copies ordered: \_\_\_\_\_

Amount enclosed: \_\_\_\_\_

**Out of interest, where did you see the demo version of Mother Of All Battles (please specify)?**

Magazine \_\_\_\_\_

BBS \_\_\_\_\_

Internet site \_\_\_\_\_

Other \_\_\_\_\_

*If you have a printer, this order form can be printed out by clicking on **Print Topic** from the **File** menu.*



## Credit Card Order Form

Survival BBS  
C/O Henrik Paludan-Moerk  
Hvalsovej 1, 3tv  
Po Box 1538  
DK-2700 Bronshoj  
Denmark  
email: eurovga@ibm.net

YOUR

Name : \_\_\_\_\_

Address: \_\_\_\_\_

Zip[mailcode], City: \_\_\_\_\_

Country: \_\_\_\_\_

Daytime Telephone No.: \_\_\_\_\_

\* If you wish the product sent to a different delivery address,  
\* please specify:

\*  
\*  
\*  
\*  
\*

Card type (please circle) Danish Dan-kort \* VISA \* Eurocard/Mastercard \* JCB

Credit card details:

No.: |\_|\_|\_|\_| |\_|\_|\_|\_| |\_|\_|\_|\_| |\_|\_|\_|\_| expires |\_|\_|/|\_|\_|

Ordering:

- [ ] Mother of All Battles @ 200 Dkk
- [ ] Slay @ 200 Dkk
- [ ] Critical Mass @ 200 Dkk
- [ ] Rats! @ 150 Dkk
- [ ] Revolution @ 150 Dkk
- [ ] Sound Effects Generator @ 100 Dkk

Prices include European VAT and postage (prioritaire).

Authorised amount to deduct off credit card:[ ] danish crowns



Date of signature: \_\_\_\_\_

Signature

---

