

STATS EXECUTIVE

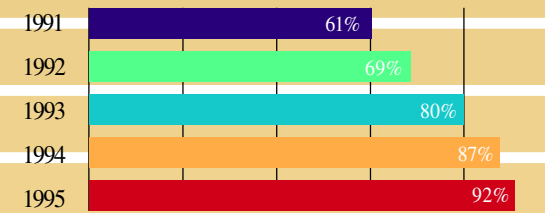
Live and Let Live

Corporations continue to bulk up on workstations and PCs, but mainframes are more and more a part of the total computing environment.

Average Systems per Enterprise

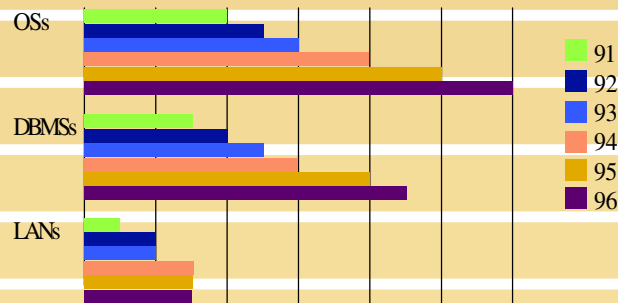
	1987	1989	1991	1993	1995
Mainframes	4	5	5	4	4
Midranges	14	17	19	25	25
Workstations/Servers	10	20	38	81	307
PCs	300	330	510	712	1,209

Sites Planning to Use Mainframes in Client/Server

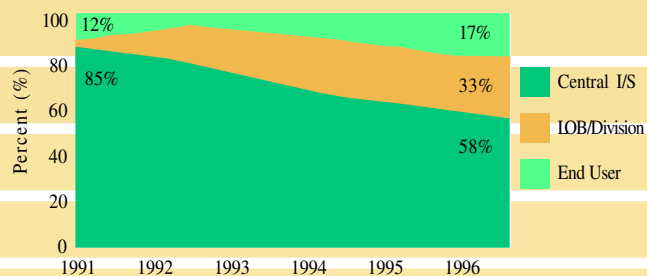


Meanwhile, the IT budget is funding a broad range of products and users.

Heterogeneity Is Present and Future



IT Budget Dollars Flow to Users, LOBs



Source: Sentry Market Research