


Windows Glossary

Click a button or term.



- A
- B
- C
- D
- E
- F
- G
- H
- I
- J
- K
- L
- M
- N
- O
- P
- Q
- R
- S
- T
- U
- V
- W
- X
- Y
- Z

Windows Glossary

Click a button or term.



A B C D E F G H I J K L M

N O P Q R S T U V W X Y Z

A

[386 enhanced mode](#)

[active](#)

[active printer](#)

[animation](#)

[application](#)

[application icon](#)

[application window](#)

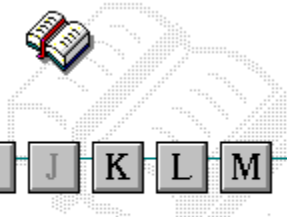
[arrow keys](#)

[associate](#)

[AUTOEXEC.BAT](#)

Windows Glossary

Click a button or term.



[A](#) [B](#) [C](#) [D](#) [E](#) [F](#) [G](#) [H](#) [I](#) [J](#) [K](#) [L](#) [M](#)

[N](#) [O](#) [P](#) [Q](#) [R](#) [S](#) [T](#) [U](#) [V](#) [W](#) [X](#) [Y](#) [Z](#)

B

[<< button](#)

[>> button](#)

[Back button](#)

[base-level synthesizer](#)

[batch file](#)

[baud rate](#)

[bitmap](#)

[branch](#)

[browse](#)

[byte](#)

Windows Glossary

Click a button or term.



[A](#) [B](#) [C](#) [D](#) [E](#) [F](#) [G](#) [H](#) [I](#) [J](#) [K](#) [L](#) [M](#)

[N](#) [O](#) [P](#) [Q](#) [R](#) [S](#) [T](#) [U](#) [V](#) [W](#) [X](#) [Y](#) [Z](#)

C

[cascading menu](#)

[CD-ROM](#)

[channel](#)

[check box](#)

[choose](#)

[Clipboard](#)

[close](#)

[collapse](#)

[command](#)

[command button](#)

[command line](#)

[complementary color](#)

[compound device](#)

[CONFIG.SYS](#)

[Contents button](#)

[Control menu](#)

[Control-menu box](#)

[conventional memory](#)

[cutout](#)

Windows Glossary

Click a button or term.



[A](#) [B](#) [C](#) [D](#) [E](#) [F](#) [G](#) [H](#) [I](#) [J](#) [K](#) [L](#) [M](#)

[N](#) [O](#) [P](#) [Q](#) [R](#) [S](#) [T](#) [U](#) [V](#) [W](#) [X](#) [Y](#) [Z](#)

D

[data bits](#)

[default button](#)

[default printer](#)

[desktop](#)

[desktop pattern](#)

[destination directory](#)

[device contention](#)

[device driver](#)

[dialog box](#)

[directory path](#)

[Directory Tree](#)

[Directory Tree window](#)

[directory window](#)

[disk-drive icon](#)

[display box](#)

[document](#)

[document file](#)

[document window](#)

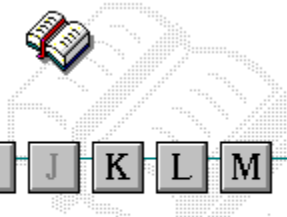
[DOS](#)

[drag](#)

[drop-down list box](#)

Windows Glossary

Click a button or term.



A B C D E F G H I J K L M

N O P Q R S T U V W X Y Z

E

[error-checking](#)

[expand](#)

[expanded memory](#)

[extended memory](#)

[extended synthesizer](#)

[extension](#)

Windows Glossary

Click a button or term.



A B C D E F G H I J K L M

N O P Q R S T U V W X Y Z

F

[file](#)

[file information line](#)

[flow control](#)

[font](#)

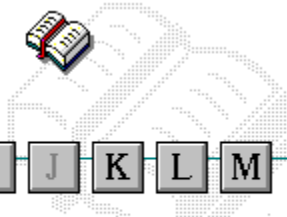
[font size](#)

[format](#)

[full-screen application](#)

Windows Glossary

Click a button or term.



A B C D E F G H I J K L M

N O P Q R S T U V W X Y Z

G

General MIDI Mode standard

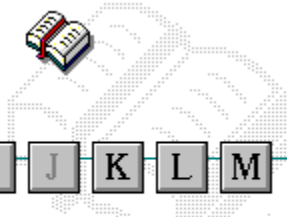
group

group icon

group window

Windows Glossary

Click a button or term.



A B C D E F G H I J K L M

N O P Q R S T U V W X Y Z

H

[History button](#)

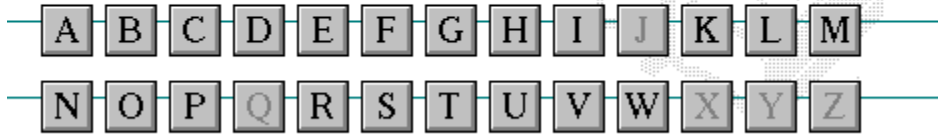
[hotspot](#)

[hue](#)

[HyperGuide button bar](#)

Windows Glossary

Click a button or term.



I


[icon](#)

[insertion point](#)

[International MIDI Association](#)

Windows Glossary

Click a button or term.




A	B	C	D	E	F	G	H	I	J	K	L	M
N	O	P	Q	R	S	T	U	V	W	X	Y	Z

J

No defined terms.

Windows Glossary

Click a button or term.



A	B	C	D	E	F	G	H	I	J	K	L	M
N	O	P	Q	R	S	T	U	V	W	X	Y	Z

K

[keymaps](#)

[keyword](#)

[kilobyte](#)

Windows Glossary

Click a button or term.



A B C D E F G H I J K L M

N O P Q R S T U V W X Y Z

L

[list box](#)


[local printer](#)

[local queue](#)

[luminosity](#)

Windows Glossary

Click a button or term.



[A](#) [B](#) [C](#) [D](#) [E](#) [F](#) [G](#) [H](#) [I](#) [J](#) [K](#) [L](#) [M](#)

[N](#) [O](#) [P](#) [Q](#) [R](#) [S](#) [T](#) [U](#) [V](#) [W](#) [X](#) [Y](#) [Z](#)

M

[maximize](#)

[Maximize button](#)

[Media Control Interface](#)

[memory](#)

[menu](#)

[menu bar](#)

[menu command](#)

[menu name](#)

[menu title](#)

[MIDI](#)

[MIDI file](#)

[MIDI Mapper](#)

[MIDI sequencer](#)

[MIDI Manufacturer's Association \(MMA\)](#)

[minimize](#)

[Minimize button](#)

[movie file](#)

[MSCDEX](#)

[multimedia extensions](#)

[Multimedia PC](#)

[multitasking](#)

Windows Glossary

Click a button or term.



A B C D E F G H I J K L M

N O P Q R S T U V W X Y Z

N

[network printer](#)


[network queue](#)

[network server](#)

[non-Windows application](#)

Windows Glossary

Click a button or term.



A	B	C	D	E	F	G	H	I	J	K	L	M
N	O	P	Q	R	S	T	U	V	W	X	Y	Z

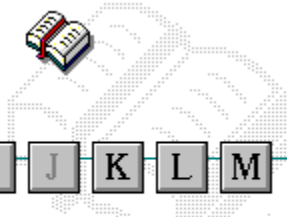
O

[open](#)

[option button](#)

Windows Glossary

Click a button or term.



[A](#) [B](#) [C](#) [D](#) [E](#) [F](#) [G](#) [H](#) [I](#) [J](#) [K](#) [L](#) [M](#)

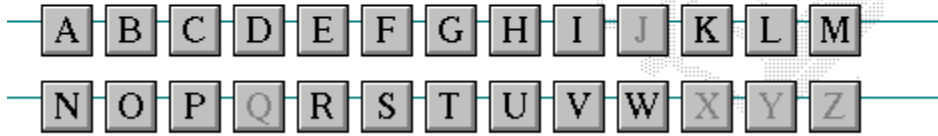
[N](#) [O](#) [P](#) [Q](#) [R](#) [S](#) [T](#) [U](#) [V](#) [W](#) [X](#) [Y](#) [Z](#)

P

- [parity](#)
- [palette](#)
- [patch](#)
- [patchmaps](#)
- [pathname](#)
- [picture elements](#)
- [pixels](#)
- [playlist](#)
- [pointer](#)
- [port](#)
- [print option](#)
- [printer-driver file](#)
- [printer font](#)
- [printer queue information line](#)
- [program file](#)
- [program information file \(PIF\)](#)
- [program item](#)
- [program item icon](#)

Windows Glossary

Click a button or term.

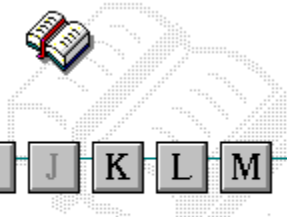


Q

No defined terms.

Windows Glossary

Click a button or term.



A B C D E F G H I J K L M

N O P Q R S T U V W X Y Z

R

[RGB components](#)

[read-only](#)

[real mode](#)

[Restore button](#)

[root directory](#)

Windows Glossary

Click a button or term.



[A](#) [B](#) [C](#) [D](#) [E](#) [F](#) [G](#) [H](#) [I](#) [J](#) [K](#) [L](#) [M](#)

[N](#) [O](#) [P](#) [Q](#) [R](#) [S](#) [T](#) [U](#) [V](#) [W](#) [X](#) [Y](#) [Z](#)

S

[sample](#)

[saturation](#)

[scaled font size](#)

[screen font](#)

[screen saver](#)

[scroll arrow](#)

[scroll bar](#)

[scroll box](#)

[Search button](#)

[select](#)

[selection cursor](#)

[serial port](#)

[shortcut key](#)

[shrink](#)

[simple device](#)

[solid color](#)

[source directory](#)

[spin box](#)

[standard mode](#)

[status bar](#)

[stop bits](#)

[synthesizer](#)

Windows Glossary

Click a button or term.



A B C D E F G H I J K L M

N O P Q R S T U V W X Y Z

T

[Task List](#)

[text box](#)

[text file](#)

[title](#)


[title bar](#)

[topic](#)

[track](#)

Windows Glossary

Click a button or term.





A	B	C	D	E	F	G	H	I	J	K	L	M
N	O	P	Q	R	S	T	U	V	W	X	Y	Z

U

Up button

Windows Glossary

Click a button or term.



V

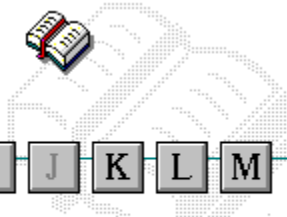
[vector font](#)

[virtual memory](#)

[volume label](#)

Windows Glossary

Click a button or term.



A B C D E F G H I J K L M

N O P Q R S T U V W X Y Z

W

[waveform](#)

[WAVE format](#)

[wildcard characters](#)

[window](#)

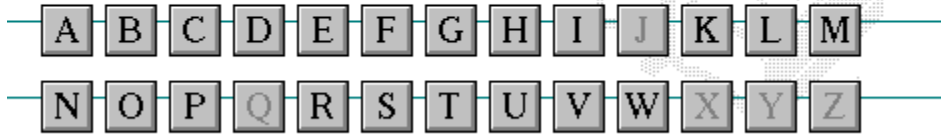
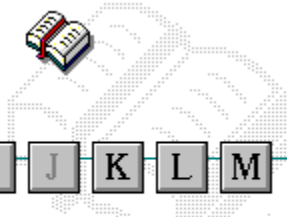
[window border](#)

[Windows application](#)

[wrap](#)

Windows Glossary

Click a button or term.

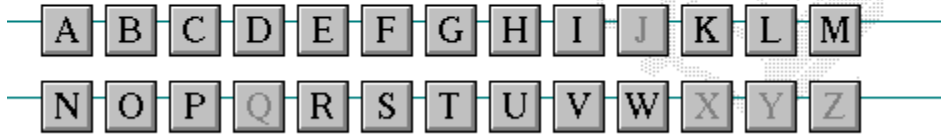


X

No defined terms.

Windows Glossary

Click a button or term.




Y

No defined terms.

Windows Glossary

Click a button or term.



A	B	C	D	E	F	G	H	I	J	K	L	M
N	O	P	Q	R	S	T	U	V	W	X	Y	Z

Z

No defined terms.

386 enhanced mode

Provides access to the virtual memory capabilities of the Intel 80386 processor. With virtual memory capabilities, Windows applications can use more memory than is physically available. Enhanced mode also allows for multitasking of non-Windows applications.

active

Describes the selected window or icon that you are currently working with. Windows always applies the next keystroke or command you choose to the active window. If a window is active, it appears in front of all other windows on the desktop, and its title bar changes color to differentiate it visually from other windows. If an icon is made active, its Control menu appears.

Inactive is the opposite of active and describes windows or icons on the desktop that are not selected.

active printer

An installed printer that has been assigned to a printer port using Setup or Control Panel. More than one printer can be set up to work on a single port, but only one can be active, since only one printer can be physically connected to the port at a time.

An inactive printer is an installed printer that is not currently connected to the printer port.

animation

The display of a series of graphic images, simulating motion. You can play animation files (for example, files with the.MMM extension) with the Media Player accessory. Animations are also called movies.

application

A computer program used for a particular kind of work, such as word processing. This term is often used interchangeably with "program."

application icon



Alarm Clock

An icon that represents an application that is running.

application window

The main window for an application. It contains the application's menu bar and main workspace. An application window may contain multiple document windows.

arrow keys

The four arrow keys on your computer keyboard. These keys move the cursor or pointer on your screen to locations you choose. Each arrow key moves the cursor or pointer in the direction of the arrow on the key. Each arrow key is named for the direction in which arrow points: UP ARROW, DOWN ARROW, LEFT ARROW, and RIGHT ARROW.

associate

To assign files that have the same extension to a program. When you choose a file with the specified extension, the associated application runs with the file loaded.

AUTOEXEC.BAT

Batch file that lists MS-DOS commands. MS-DOS automatically carries out the commands in your AUTOEXEC.BAT file when you turn on your computer. The file is located in the root directory of your first hard disk, which is usually drive C.

Typically, an AUTOEXEC.BAT file starts memory-resident utilities such as a network and sets up environment variables that are used later by applications. In addition, your AUTOEXEC.BAT file might set your MS-DOS prompt or start pop-up programs such as Borland's SideKick.

<< button



Displays the previous topic in a series of topics, until you reach the first topic in the series. Then the button is dimmed. Use this button when you want to backtrack through topics the way they are organized in HyperGuide.

>> button



Displays the next topic in a series of topics, until you reach the last topic in the series. Then the button is dimmed. Use this button to move from topic to topic in the recommended order.

Back button

Displays the last topic you viewed. HyperGuide moves back one topic at a time, in the order in which you viewed them.

base-level synthesizer

One of the two types of synthesizers accommodated by Windows.

MIDI files authored for Windows include two versions of a song: one version for base-level synthesizers and another version for extended synthesizers. The distinctions between base-level and extended synthesizers are based on the number of instruments and notes the synthesizer can play.

batch file

A file that runs a sequence, or "batch," of commands when you type its filename. All filenames of batch files end with the extension .BAT, even though you don't have to type this extension to run the batch file.

baud rate

Signalling speed measured by the number of signals per second.

bitmap



An image stored as an array of bits.

branch



A segment of the Directory Tree, representing a directory and any subdirectories it contains.

browse

To look through files and directories. In some dialog boxes, the Browse button shows a list of files and directories from which you can choose.

byte

The amount of memory space (normally 8 bits) that a computer needs to represent a single character or word.

cascading menu



A menu that opens from a command on another menu.

CD-ROM

Compact Disc-Read Only Memory. An optical data-storage technology that allows large quantities of data (such as animations, images, music, and sound) to be stored on a compact disc similar to discs used by the music industry.

channel

MIDI uses channels to send messages to individual devices within a MIDI setup. There are 16 MIDI channel numbers. Devices in a MIDI setup can be directed to respond only to messages marked with a channel number specific to the device.

check box



A small square box that appears in dialog boxes and can be selected or cleared. When the check box is selected, an X appears in the box.

choose

To use key combinations or your mouse to carry out a command in Windows. You often choose a command after you have selected an item or made it active.

Clipboard



A temporary storage area in memory, used to transfer information. You can cut or copy information onto the Clipboard and then paste it into another document or application.

close

To reduce a document window or application window to an icon or, in some cases, to remove it from the desktop. You close a window by double-clicking the Control-menu box or choosing the Close command from the Control menu. When closing an application window, you can choose to save or abandon changes to the current document before you close it.

collapse

To hide a level of directory information in the Directory Tree window. When you first start File Manager, all directories but the root directory are collapsed.

command



A word or phrase, usually found in a menu, that you choose to carry out an action.

command button

A button in a dialog box that carries out or cancels the selected action. Two common command buttons are OK and Cancel. The button that carries out the action will often have a label that describes it (for example, Open, Create, Install). Another dialog box appears when you choose a command followed by ellipses.

command line

Information given to MS-DOS that specifies a command and all the pertinent information to carry it out. For example, to start Windows, you type **win** at the MS-DOS prompt.

complementary color

The color exactly opposite a color on the RGB color wheel. For example, the complementary color of blue is yellow.

compound device

Devices, such as the waveform audio driver, that have an associated file and require a filename specification when opened.

CONFIG.SYS

A file that defines device drivers and specifies your MS-DOS configuration. For example, a typical CONFIG.SYS file might specify the location of the MS-DOS file COMMAND.COM, define an extended memory manager, and specify how many files an application can have open at once. MS-DOS runs the commands in the CONFIG.SYS file each time you turn on your computer. Your CONFIG.SYS file is located in the root directory of your first hard disk, which is usually drive C.

Contents button



Displays the HyperGuide contents.

Control menu




The menu in the upper-left corner of a window. The Control menu appears on every application that runs in a window and on some non-Windows applications. Document windows, icons, and some dialog boxes also have Control menus.

Control menu commands move, change the size of, and close windows. You can also switch to Task List by using the Control menu. For non-Windows applications, Control menu commands transfer information and perform other functions, depending on the application.

Control-menu box

The box located in the upper-left corner of a window. Clicking the Control-menu box opens the Control menu for the window.



conventional memory

The first 640K of memory that MS-DOS uses to run applications. Most computers have at least 256K of conventional memory and can accommodate up to 640K of conventional memory.

cutout



A portion of a Paintbrush drawing you select with the Scissors or Pick tool.

data bits

The bits in each package of data sent between two computers during telecommunication. Most characters are transmitted in 7 or 8 data bits.

default button

The command button in some dialog boxes that is automatically selected or chosen by Windows as the most logical or safest choice. The default button has a bold border, indicating that it will be chosen if you press ENTER. You can override a default button by choosing Cancel or another command button.

default printer

The printer that Windows applications automatically use when you choose the Print command. You can have only one default printer, which must also be the active printer on the port. The printer you use most often should be made the default printer.

desktop

The background of your screen, on which windows, icons, and dialog boxes appear.

desktop pattern

A geometric pattern that appears across your desktop. You can design your own pattern or choose one of the patterns provided by Windows.

destination directory

The directory to which you intend to copy or move one or more files.

device contention

When several applications simultaneously request use of a peripheral device, such as a printer or modem.

Windows automatically handles device contention when all the applications are Windows applications. When one of the applications is a non-Windows application, however, the conflict is handled according to the options you select in the 386 Enhanced dialog box. This dialog box appears when you choose the 386 Enhanced icon in Control Panel.

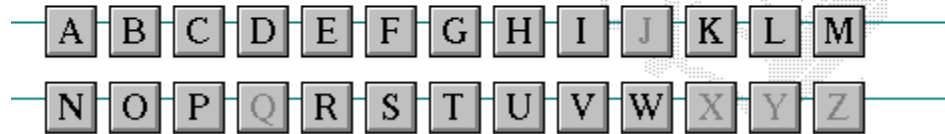
device driver

Tells Windows how to control a piece of hardware. Using Control Panel, you can install device drivers for your:

- Display (monitor)

Windows Glossary


Click a button or term.



Keyboard

Windows Glossary


Click a button or term.



Mouse

Windows Glossary

Click a button or term.



Network

dialog box

A rectangular box that either requests or provides information. Many dialog boxes present options that you must choose from before Windows can carry out a command. Some dialog boxes present warnings or explain why a command can't be completed.

directory path



The directions to a directory or file within your system.

In the illustration, C:\ART stands for the ART directory on drive C. Any commands you use affect the files and subdirectories in this directory.

When you want to specify a file, make sure the filename follows the directory path.

Directory Tree



A graphic display of a disk's directory structure. The directories on the disk are shown as branching from the disk's root directory.

Directory Tree window



A File Manager window that shows the complete branching structure of the selected disk drive.

directory window




A File Manager window that lists the contents of a specific directory. The directory window shows all the files and subdirectories contained in the directory.

disk-drive icon



An icon in the Directory Tree window of File Manager that represents a disk drive on your system. Different icons depict floppy disk drives, hard disk drives, RAM drives, CD-ROM drives, and network disk drives.

display box



A display box is not an option, but a type of text box that shows an example of another option you have selected, in this case a sample of the 10 pt, underlined, Helvetica font.

document

Whatever you create with an application, including information you enter, edit, view, or save. A document can be a business report, a spreadsheet, a picture, and so on.

document file 

Files that are associated with an application. You can start an application and open the associated file by choosing a document file icon.

document window



A window inside an application window. Each document window contains a single document or other data file. There can be more than one document window inside an application window.

DOS

Disk Operating System, typically known as MS-DOS (Microsoft) or PC-DOS (IBM). This is the underlying software that must exist for your PC to operate.

drag

A mouse move. You drag a Windows element by pointing to it, holding down the mouse button, and sliding the mouse from one spot on the surface of your desk to another and releasing the mouse button.

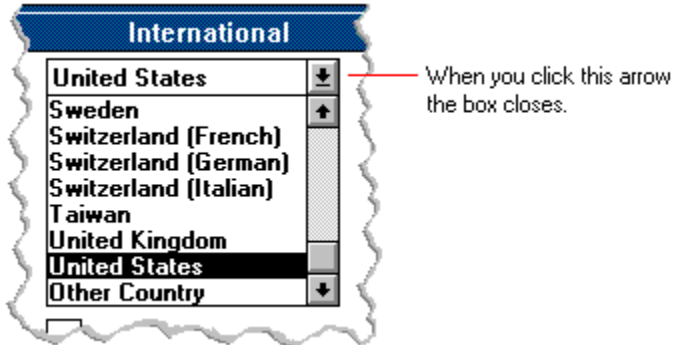
drop-down list box

A list box that opens and closes in dialog boxes.

Before you open a drop-down list box, it looks like this:



After the list box is open, it looks like this:



NOTE: When the list is longer than the box, scroll bars are provided.

error checking

A method for validating transmissions.

expand

To show hidden directory levels in the Directory Tree. With File Manager, you can expand a single directory level, one branch of the Directory Tree, or all branches at once.

expanded memory

Memory in addition to conventional memory that is available to applications. It is allocated in 16K blocks. Windows makes use of expanded memory only if the /r switch is used at startup. Windows running in 386 enhanced mode simulates expanded memory for the applications that need it. Windows running in standard mode or 386 enhanced mode allows applications to use expanded memory, but does not use expanded memory itself in managing applications.

extended memory

Memory in addition to conventional memory that is not readily accessible to MS-DOS or MS-DOS applications. Extended memory cannot be used on 8086 and 8088 computers. Windows running in standard mode or 386 enhanced mode uses extended memory to manage and run applications.

extended synthesizer

One of the two types of synthesizers accommodated by Windows.

MIDI files authored for Windows include two versions of a song: one version for base-level synthesizers and another version for extended synthesizers. The distinctions between base-level and extended synthesizers are based on the number of instruments and notes the synthesizer can play.

extension

Part of a file or directory name that appears after a period and provides additional information. It usually indicates the type of file or directory. For example, program files have default extensions of .COM or .EXE .

Many applications include a default extension automatically when you save a file the first time. For example, Notepad adds a .TXT extension to all filenames unless you specify otherwise.

file

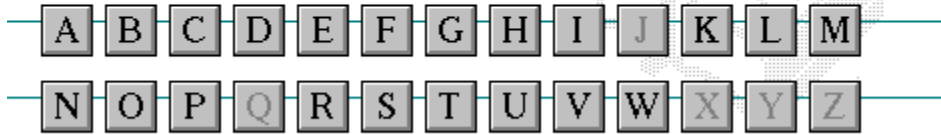
A document or application that has been given a name. All documents are stored as files in Windows.

file information line  Write - REPORT.TXT 12% of 101K 12:08 AM 2-6-91

Information specific to each file in a print queue. The information can include these details:

Windows Glossary

Click a button or term.




queue or a printer icon if the file is printing.

The file's position in the

Windows Glossary

Click a button or term.




assigned by the application (if your network software supports this).

The title of the print job

Windows Glossary

Click a button or term.




file has printed so far.

What percentage of the

Windows Glossary

Click a button or term.

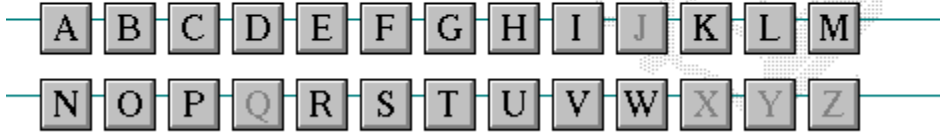



kilobytes (if the Print File Size command on the View menu is selected).

The size of the file in

Windows Glossary

Click a button or term.



The time and date you sent the file to Print Manager (if the Time/Date Sent command on the View menu is selected).

If you are connected to a network printer, the printer queue information line shows the network server connection. Any detailed information the network can provide appears in the message box at the upper-right corner of the Print Manager window. Networks can provide varying degrees of detailed information.

flow control

The method for controlling the flow of information.

font Water **Water** *Water* Water Water

A graphic design applied to all numerals, symbols, and characters in the alphabet. A font usually comes in different sizes and provides different styles, such as bold, italic, and underlining for emphasizing text.

font size

The height of a printed character, measured in points. One inch equals 72 points. For example, 12-point Helv is 12 points high.

Helv

Helv 8 ABCDEFGHIJKL

Helv 10 ABCDEFGHIJKL

Helv 12 ABCDEFGHIJKL

Helv 14 ABCDEFGHIJKL

The font and font size you use determine the amount of text that fits on one page.

format

(1) The appearance of text on the pages of a document. (2) To prepare a disk so it can hold information. Formatting a disk erases all information that was previously on it.

full-screen application

A non-Windows application that uses the entire screen--rather than a window--to run in the Windows environment.

General MIDI Mode standard

A MIDI specification controlled by the MIDI Manufacturers Association (MMA). The purpose of this specification is to enable MIDI file authors to create files that sound the same across a variety of different synthesizers.

group

A collection of applications within Program Manager. Grouping your applications makes them easier to find.

group icon 

A group window you have reduced to an icon in Program Manager.

group window

A window that displays the items in a group within Program Manager. These items can be applications, files associated with applications, or a combination of both.

History button

Displays a list of the HyperGuide topics you have viewed. Use this button to revisit any of the last 40 HyperGuide topics you have viewed. The most recent topic appears first.

hotspot

Text, graphics, or parts of graphics that provide links to other HyperGuide topics or more information about the current topic.

Whether text or graphics, the pointer changes to the shape of a hand whenever it is over a hotspot. If you click a hotspot that is linked to another topic, that topic will appear in the HyperGuide window. If the hotspot is linked to more information, HyperGuide displays the information in a popup window on top of the HyperGuide window.

hue

The position of a color along the color spectrum.

HyperGuide button bar



Contains the HyperGuide buttons you use to move among topics and contents screens. It is located near the top of the HyperGuide window.

icon

A graphic representation of a disk drive, directory, group, application, document, and so on. You can restore an application icon to a window when you want to use the application.

insertion point |

The place where text will be inserted when you type. The insertion point usually appears as a flashing vertical bar in an application's window or in a dialog box. The text you type appears to the left of the insertion point, which moves to the right as you type.

International MIDI Association (IMA)

The non-profit MIDI organization that circulates information about the MIDI specification.

keymaps

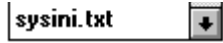
Percussion instruments are key-based--each note plays a different percussion instrument. Keymaps translate MIDI key values to ensure the proper percussion instruments are used to play MIDI files. All MIDI files for Windows are authored using standard key assignments based on the General MIDI Mode standard.

keyword

Words in the HyperGuide Search dialog box that are associated with topics. Each application's documentation has its own keyword list, including the glossary words in HyperGuide. You select from the list of keywords or type a keyword to see the list of topics associated with that keyword.

kilobyte

The measurement used for the size of a computer's memory, where 1 kilobyte (K) = 1,024 bytes.

list box

A box within a dialog box that lists available choices--for example, the list of all available files in a directory. If all the choices don't fit in the box, there will be a vertical scroll bar to the right of the list box. In some list boxes, you can select more than one item.

local printer

A printer that is directly connected to your printer by a cable.

|| 2 Calendar - SCHEDULE.CAL 6K 12:10AM 2-6-91 ||

local queue

Lists the files that you directed to any active printer connected to your computer. The computer and printers are connected locally by a cable.

When Print Manager starts printing on a local printer, its icon appears at the bottom of your screen. If you restore the icon to a window, you see the print queue for any active printer connected to your computer. You can use the Print Manager window to check the status of files in the print queue or to interrupt or cancel a print job.

luminosity

The brightness of the color on a scale from black to white.

maximize

To enlarge a window to its maximum size by using the Maximize button or the Maximize command.

Maximize button

The small button at the upper-right corner of a window that contains an Up arrow. Mouse users can click the Maximize button to enlarge a window to its maximum size. Keyboard users can use the Maximize command on the Control menu.

Media Control Interface (MCI)

A standard control interface for multimedia devices and files. MCI allows a multimedia application to easily control a variety of multimedia devices and files.

memory


The space in a computer where information is stored while you are working with it. Most PCs have a small amount of read-only memory (ROM), containing the built-in programs that start the operation of the computer when it is turned on, and a large amount of random-access memory (RAM) for users' programs and data.

menu

✓ **Minimize on Use**

A list of available commands in an application window. Menu names appear in the menu bar near the top of the window. The Control menu, represented by the Control-menu box at the left end of the title bar, is common to all Windows applications. You use a command on a menu by selecting the menu name, then choosing the command you want.

menu bar



The horizontal bar containing the names of an application's menus. It appears just under the title bar.

menu command



A word or phrase in a menu that you choose to carry out an action, such as copying a file.

menu name

The name for a particular menu that appears in the menu bar and opens a menu when you choose it.

menu title

A word or phrase in the menu bar that identifies a group of commands. Selecting the menu title causes the title to be highlighted and its menu of commands to appear below it.

MIDI

Musical Instrument Digital Interface. MIDI sets a communications standard for transferring data between musical instruments and associated devices.

MIDI file

A file format for storing MIDI songs. In Windows, MIDI files have a .MID filename extension.

MIDI Mapper

A Control Panel option that lets you create and edit MIDI setup maps. Windows uses these maps to translate and redirect MIDI data.

MIDI Sequencer

Software that creates or plays songs stored as MIDI files. When a sequencer plays MIDI files, it sends MIDI data from the file to a MIDI synthesizer that produces the sounds. Windows provides a MIDI sequencer to play MIDI files.

MIDI Manufacturer's Association (MMA)

A collective organization composed of MIDI instrument manufacturers and MIDI software companies. The MMA works with the MIDI Standards Committee to maintain the MIDI specification.

minimize

To reduce a window to an icon using the Minimize button or the Minimize command. The document or application remains open (or running), and can be the active application or document.

Minimize button

The small button at the upper-right corner of a window that contains a Down arrow. Mouse users can click the Minimize button to reduce a window to an icon. Keyboard users can use the Minimize command on the Control menu.

movie file

A multimedia data file (for example, a file with the .MMM extension). You can play movie files with the Media Player accessory. Movie files are also called animations.

MSCDEX

Microsoft Compact Disc Extensions. MSCDEX is software that makes CD-ROM drives appear to DOS as network drives. You must have MSCDEX installed on your computer for the CD-ROM drive to work.

multimedia extensions

Additional features added to Windows version 3.0 that enable your computer to run animations, play sound and MIDI files, and display high-quality images.

Multimedia PC

Multimedia personal computer. A multimedia computer satisfies a minimum set of hardware/software requirements necessary for multimedia computing. The requirements include:

Windows Glossary

Click a button or term.



An 80286/386/486

microprocessor running at 10MHz or faster

Windows Glossary


Click a button or term.



2MB or more of RAM

Windows Glossary

Click a button or term.




30MB or larger hard

disk

Windows Glossary

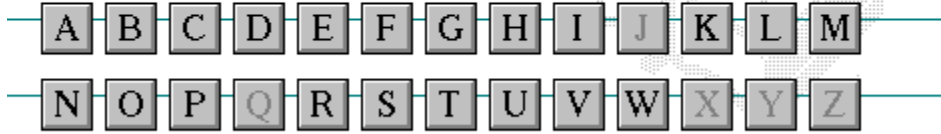
Click a button or term.



VGA display

Windows Glossary

Click a button or term.

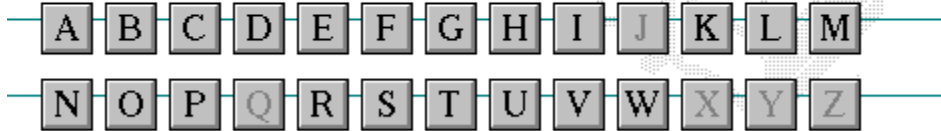


subsystem

A digital audio

Windows Glossary

Click a button or term.




compatible with Microsoft Windows version 3.0 with multimedia extensions

A CD-ROM drive

Windows Glossary

Click a button or term.



Systems software

multitasking

The ability of a single computer to perform several tasks simultaneously.

Multitasking makes it possible to print one document while editing another, or to perform lengthy computations while you work on something else.

network printer

A printer that is accessible to your computer only through a network.

network queue

Lists the files on the network server if you are using a network printer.

network server

A computer on a network that provides a particular service to other computers. For example, a disk server manages a large file server, and a print server manages a printer.

non-Windows application

An application that was not designed to run in Windows. Generally, non-Windows applications do not conform to Windows user-interface standards.

open

To display the contents of a directory or file in a window, or to enlarge an icon to a window.

option button



A small round button that appears in a dialog box and is used to select an option. Within a group of related option buttons, you can select only one button.

palette

Defines the colors used in a bitmap image. Every device independent bitmap (DIB) has an associated color palette.

parity

The method of detecting errors in data transmission.

patch

A specific sound created by a synthesizer. A synthesizer plays notes using sounds defined as patches.

patchmaps

A patch is a specific sound created by a synthesizer. A synthesizer plays notes using sounds defined as patches. Patchmaps translate MIDI patch changes to ensure the proper instruments are used to play MIDI files. All MIDI files for Windows are authored using standard patch assignments based on the General MIDI Mode standard.

pathname

The directions to a directory or file within your system. For example, C:\WINDOWS3\APPTS\JUNE.CAL is the pathname of the JUNE.CAL file in the APPTS subdirectory in the WINDOWS3 directory on drive C.

picture elements

The smallest graphics unit on the screen. Also known as pels.

pixels

The smallest graphic units on the screen. Also known as picture elements (pels).

playlist

A list of compact disc titles and tracks that determines the order in which the tracks on the disc are played. Playlists are only used in Music Box.

Use the Program button to assign or edit titles, and to change the playlist.

pointer



In Windows, the shape of the pointer indicates its function.



For selecting Windows items, scrolling, resizing windows, and moving windows and dialog boxes with your mouse. This is the pointer you will see most often.



For choosing a HyperGuide hotspot.



For selecting text with your mouse.



For changing the size of a window with your mouse.



For changing the location or size of a window with your keyboard.



For indicating the application is processing your request.

port

A connection on a computer where you plug in a cable that carries data to a device.

LPT ports are parallel ports. COM ports are serial ports. EPT is a port used for certain printers, such as the IBM Personal Pageprinter. You can use the EPT port only if you have installed a special card in your computer.

Multimedia PCs also have a port for a MIDI sequencer.

print options

Printer-specific settings such as page orientation--portrait or landscape--or the manner in which paper feeds through the printer. These options vary from printer to printer.

printer-driver file

A file that gives Windows important information about how to control your printer, including details about printer features and the printing interface, descriptions of fonts (such as sizes and styles), character translations, and control sequences the printer uses to achieve various formats. Windows has printer-driver files for most commonly used printers.

printer font

A series of dots connected by lines that can be scaled to different sizes. Another name for printer fonts is vector (or stroke) fonts. Plotters typically use vector fonts.

printer queue information line

PCL/HP LaserJet on LPT1 [Printing]

Indicates the following:

Windows Glossary

Click a button or term.



A	B	C	D	E	F	G	H	I	J	K	L	M
N	O	P	Q	R	S	T	U	V	W	X	Y	Z

The name of the printer.

Windows Glossary

Click a button or term.



A	B	C	D	E	F	G	H	I	J	K	L	M
N	O	P	Q	R	S	T	U	V	W	X	Y	Z

connects to your computer.

Where the printer

Windows Glossary

Click a button or term.



A	B	C	D	E	F	G	H	I	J	K	L	M
N	O	P	Q	R	S	T	U	V	W	X	Y	Z

the printer.

The current status of

program file 

A file that contains information that controls an application. In File Manager, each program file is represented by an icon. You can start the application by choosing the icon. Filenames for program files can have these extensions: .EXE, .COM, .PIF, and .BAT.

program information file (PIF)

A file that provides important information that Windows needs to run a non-Windows application. PIFs contain information such as the name of the file, a startup directory, whether the program writes directly to the screen or to memory, and multitasking options for applications running in 386 enhanced mode.

program item

A program file or associated document represented by an icon in Program Manager. The program item provides the instructions Windows needs to start an application and open a document (if specified) when you choose the icon.

program item icon

An icon representing an application you can start or an associated document you can open from a group in Program Manager. The program item provides the instructions Windows needs to start an application and open a document (if specified) when you choose the icon.

RGB components

The amount of each of the three primary colors--red, green, and blue--present in a color. Every color and pattern is made by varying the three primary colors. This is true even in monochrome (black and white) mode. For instance, white is made by mixing together 255 parts of red, 255 parts of green, and 255 parts of blue. Black, on the other hand, is 0 red, 0 green, and 0 blue.

read-only

Describes a file or CD-ROM disc that can only be opened and read. You cannot edit a read-only file or CD-ROM disc and save your changes.

real mode

An operating mode that Windows runs in to provide maximum compatibility with versions of Windows applications released prior to Windows version 3.0. Real mode is the only mode available for computers with less than 1 MB of extended memory.

Restore button

The small button at the upper-right corner of a window that contains both an Up arrow and a Down arrow. The Restore button appears only after you have enlarged a window to its maximum size. Mouse users can click the Restore button to return the window to its previous size. Keyboard users can use the Restore command on the Control menu.

root directory

The main directory on a disk. The root directory is created at the first level when you format a disk. The symbol used to indicate the root directory of a disk is the backslash (\). For example, the root directory for drive C is noted as C:\.

sample

A piece of waveform data represented by a single numerical value. You convert sound into digital form by taking samples of the sound at specific time intervals and converting them to numeric values.

saturation

The purity of a hue, moving from gray to the pure color.

scaled font size

A font size that approximates a specified font size for use on the screen. Windows scales larger font sizes when a size that is available for the printer is not available for the screen. Scaled fonts may look slightly different from unscaled fonts. When you choose a smaller font size that is available for the printer but not for the screen, Windows substitutes the correct size from a precision-drawn font that resembles the selected font as closely as possible.

screen font

A font that duplicates a printer font on your screen.



If you choose a printer font that does not have a corresponding screen font, Windows substitutes a screen font that closely resembles the printer font. The substitute font duplicates the line lengths and page breaks of the font you selected.

When you purchase extra fonts from a printer or font manufacturer, ask about the availability of screen fonts to match.

screen saver

An image or pattern that is shown on your computer screen during periods of inactivity. Screen savers hide information currently on the screen; by changing patterns they can also save wear on the electronics in the display.

scroll arrow

An arrow on either end of a scroll bar that is used to scroll through the contents of a window or list box. Clicking a scroll arrow moves the contents one line. Holding down a scroll arrow scrolls the contents continuously.

Scroll arrows also control the playing of media in some applications, such as Media Player and Sound Recorder.

scroll bar



A bar that appears at the right and/or bottom edge of a window whose contents aren't completely visible. Each scroll bar contains two scroll arrows and a scroll box, which allow you to scroll within the window or list box.

A scroll bar is also used to control playing of media in some applications, such as Media Player and Sound Recorder.

scroll box

The square or rectangular box within a scroll bar that indicates your relative position within a document or list box. Mouse users can drag the scroll box up or down quickly through long documents.

A scroll box is also used to control playing of media in some applications, such as Media Player and Sound Recorder.

Search button

Displays the keywords you can use to search for topics. Use this button to look for topics related to a keyword.

select

To mark an item by highlighting it with key combinations or with a mouse. Selecting does not initiate an action. After selecting an item, you choose the action that affects or involves the item. For example, you can select text and then choose the Copy command to copy the text onto the Clipboard.

selection cursor



The marking device that shows where you are in a window, menu, or dialog box and what you have selected. The selection cursor appears as a dotted box around the text in a dialog box option.

serial ports

Ports used by your system, named COM1, COM2, and so on. Serial ports are typically used for connecting modems, mouse devices, and some kinds of printers.

shortcut key

A key or key combination, available for some commands, that you can press to carry out a command without first selecting a menu. The shortcut key for a command is listed to the right of the command name on the menu.

shrink

To reduce a window to an icon using the Minimize button or the Minimize command. The document or application remains open (or running), and can be the active application or document.

simple device

Devices, such as audio compact-disc players, that don't have an associated file and can be opened without a filename specification.

solid color

A color directly supported by your display.

source directory

The directory containing the file or files you intend to copy or move.

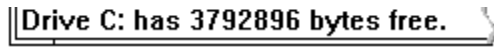
spin box



A spin box shows one item in a range of possible choices. Clicking the Up or Down arrow to the right of the entry lets you "spin" through the available choices until your choice appears in the display rectangle.

standard mode

The normal operating mode for running Windows. This mode provides access to extended memory. In standard mode, you can also switch among non-Windows applications.

status barA screenshot of a status bar from a file explorer window. The text "Drive C: has 3792896 bytes free." is displayed in a bold, black font. The text is enclosed in a thin black rectangular border that has a slight 3D effect, with a shadow on the right side. The background of the status bar is white.

A line of information located at the top or bottom of a window. For example, in a directory window the status bar tells how many files are selected, how much disk space they occupy, and the total number of files in the directory. In the Directory Tree window, the status bar shows the number of bytes available on the disk and the total disk capacity. Not all windows have a status bar.

stop bits

The timing unit between characters.

Stop bits are not actually bits; they determine the time between transmitted characters.

synthesizer

An electronic instrument able to make music and sounds by creating its own audio waveforms and sending them out to an audio system. A synthesizer can play back MIDI files.

Task List

A window that shows all the applications you have running so you can switch among them. You can open the Task List window by choosing Switch To from the Control Menu or by pressing CTRL+ESC.

text box **Filename:**

A box within a dialog box where you type the information needed to carry out a command. When the dialog box appears, the text box may be blank or may contain text.

text file

A file containing only plain text, numbers or symbols. The text in a text file is uniform and does not contain any formatting, such as bold, underline, or different fonts and font sizes. A text file usually consists of characters coded from the ASCII character set.

The advantage of a text file is that it can be transferred to almost any text editor or word processor. Also, MS-DOS and Windows use text files, such as AUTOEXEC.BAT, CONFIG.SYS, and WIN.INI.

title

Another name for a software application written to run on a Multimedia PC.

title bar

The horizontal bar at the top of a window that contains the title of the window or dialog box. On many windows, the title bar also contains the Control-menu box and Maximize and Minimize buttons.

topic

The level in the HyperGuide hierarchy at which you see information in the main window. This information can be in the form of a Quick Look graphic, an explanation of a command, a conceptual overview, a procedure, or a table of keys. Information in pop-up windows and contents screens are not considered topics.

track

A sequence of sound on a CD disc, which usually corresponds to a song.

Up button



Moves up one level in the HyperGuide hierarchy.

vector fonts

A series of dots connected by lines that can be scaled to different sizes.

virtual memory

A memory management system used by Windows running in 386 enhanced mode, which allows Windows to behave as if there were more memory than is actually present in the system. Virtual memory equals the amount of free RAM plus the amount of disk space allocated to a swap file that Windows uses to simulate additional RAM.

volume label

The name you give a disk by using the Label command. Disk labels are optional. You see this information in File Manager only if you assigned a label to your disk. You can change or add a disk label through File Manager.

WAVE format

Microsoft's format for digitized waveform files. These files have a .WAV extension.

waveform

A sound waveform displays variances in air pressure over time. An audio signal waveform displays variances in voltage over time.

wildcard characters

Two MS-DOS characters you can substitute for all or part of a file or directory name when you want to find similarly-named files or want one command to affect a number of files or directories.

An asterisk (*) substitutes for all characters. A question mark (?) substitutes for a single character.

For example, this entry covers all files with a .DOC extension in the current directory:

***.DOC**

And this entry covers everything named with FY, three other characters, and the extension .90:

FY???.90

window

A rectangular area on your screen in which you view an application or document. You can open, close, and move windows, and change the size of most windows. You can open several windows on the desktop at the same time and you can shrink windows to icons or enlarge them to fill the entire desktop.

window border

The outside edge of a window. You can lengthen or shorten each border. You can also change the width of the border with Control Panel's Desktop command.

Windows application

An application that was designed for Windows and will not run without Windows. All Windows applications follow the same conventions for arrangement of menus, style of dialog boxes, use of the keyboard and mouse, and so on.

wrap

The automatic movement of the insertion point from the end of one line to the beginning of the next line as you type. When text wraps, you do not need to press ENTER at the end of each line in a paragraph.

