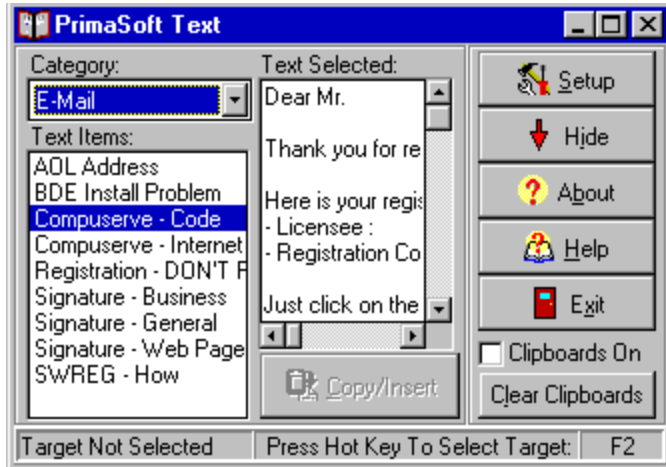




PrimaSoft Text



Help Contents:

- [Program Description](#)
- [Program Options](#)
- [About PrimaSoft PC](#)
- [How To Register](#)
- [Order Form](#)
- [Other PrimaSoft Products](#)
- [Frequently Asked Questions](#)

About PrimaSoft PC, Inc.

PrimaSoft PC, Inc., a Canadian software company, specializes in developing utility software for PC users. To date, the company has developed a number of DOS and Windows-based utility packages, such as text editors, organizers, catalogues which are currently distributed as shareware all over the world.

Over the past two years, PrimaSoft PC has designed and implemented about 25 Windows programs that are distributed as PrimaSoft Windows Collection. All programs use a book-like user interface that seems to be well received by most users, especially computer novices.

Beginning with Internet Organizer, PrimaSoft has introduced a new product line based on greatly improved user interface and powerful DBase database engine (industry standard). New products should appeal to both beginners as well as sophisticated users and corporations (the software can be used in multiuser environments).

We will also be releasing small, user-friendly utilities that can make your life easier. Some examples are: PrimaSoft Dialer, PrimaSoft Mouse Tracker, and PrimaSoft Text.

Also see:

[Contact Information](#)

[Other PrimaSoft Products](#)

Contact Information

PrimaSoft PC, Inc.
P.O. Box 456
Surrey, BC V3T 5B7
CANADA

Phone: 1-604-951-1085
Fax: 1-604-951-1085

Compuserve: 74643,2635
Internet e-mail address: abrzezin@direct.ca
America Online: MKosznik
Microsoft Network: Primasoft
Internet home page: http://www.infohaus.com/access/by-seller/primasoft_inc

Frequently Asked Questions

What happens after I register?

How can I register your software?

What is shareware?

What are the differences between the shareware and registered versions of your software?

Is there a printed manual included with your registered version?

Can I register using my credit card?

Where can I find the shareware versions of all your programs?

How can I learn about new versions of your software?

What happens after I register?

After you register PrimaSoft software you will receive diskettes with the registered version of the program. The registered version is functionally identical to the shareware version but the Registration Reminder screen is no longer displayed and the program is not time-limited. We will always send you the latest version of the program. If you register on-line on the Internet through one of our on-line stores you will be able to download the registered version of the program - in this case we will not send you diskettes by mail. If you register by e-mail we will send you back the registration code.

How can I register your software?

Choose the most convenient way to register/order the program:

1) Money Order, Check, or Cash

Please send your money order, check (drawn on Canadian or American Bank), or cash with a registration form to the following address:

PrimaSoft PC, Inc.
P.O. Box 456
Surrey, BC V3T 5B7
CANADA

2) Credit Card Orders

We accept Visa Card orders. Please send us a registration form with the card number, the cardholder name and the expiration date. You may send all this information to the address mentioned above or by:

Phone: 1-604-951-1085

Fax: 1-604-951-1085

CompuServe: 74643,2635

Internet: abrzezin@direct.ca

AOL: MKosznik

MSN: Primasoft

3) Compuserve Registration

Compuserve provides a convenient on-line registration system. Just GO SWREG and place an order. The payment will be billed to your Compuserve Statement. You will be asked for the Product Number, keep it handy.

GO SWREG

Product Number: 11475

4) INTERNET Registration Through First Virtual

You need a World-Wide Web browser. You may visit our HOME PAGE at First Virtual directly, use address:

http://www.infohaus.com/access/by-seller/PrimaSoft_Inc

1) Locate the following Internet Site: <http://www.fv.com>

2) Find the information on how to open a buyer's account at First Virtual (it's easy and you only do it once)

3) After you have opened a buyer's account enter the First Virtual Infohause (on-line shopping mall)

4) Browse the catalog by seller and select PrimaSoft PC, Inc.

5) Select the program you want and download it (just click on the icon)

What is shareware?

Shareware is a marketing method of computer software in which the user has a chance to try the software before buying it (Try-Before-You-Buy). The user can freely copy the shareware version of the program and install it on his/her computer. After the evaluation period (typically about 4 weeks), if the user decides that he/she likes the program and wants to use it, he/she should register the program by sending the registration fee to the program author.

What are the differences between the shareware and registered versions of your software?

Assuming you have the latest shareware version of our software there are no functional differences between the Shareware and Registered versions. The Registered version will not display the Registration Reminder screens and is not time-limited. Registered users are entitled to discounts and in many cases to free upgrades.

Is there a printed manual included with your registered version?

No, we don't include any printed documentation. You will only receive a short letter with Installation instructions. If you have problems using our software try reading help messages. Once you learn how to use one of our programs you should have no trouble using all our other programs. If you still have problems send us an e-mail message.

Can I register using my credit card?

You can register over the phone, through on-line systems (Compuserve, AOL, Internet, MSN), or regular mail using your VISA Card.

IMPORTANT: For those who want to send us an order form as an e-mail with the attached encrypted file (order form file). Do it in the following way:

- From INTERNET - then send to our INTERNET address.
- From COMPUSERVE - then send to our COMPUSERVE address.
- From America OnLine - then send to our America OnLine address.
- From Microsoft Network - then send to our Microsoft network address.

Where can I find the shareware versions of all your programs?

1) Internet

To find our products on the Internet:

- Connect with our Home Page at First Virtual :
http://www.infohaus.com/access/by-seller/PrimaSoft_Inc
- Connect with our Home Page at AOL :
<http://members.aol.com/MKosznik/primasft.htm>
- Search shareware archives, e.g.:
<http://www.coast.net/simtel>

2) CompuServe

To find our products on CompuServe:

- Go WINPROD and do search by contributor id:74643,2635
- Go WINSHARE and do search by contributor id:74643,2635
- Go WUGNET and do search by contributor id:74643,2635

3) Microsoft Network

On the Microsoft Network do:

Select Edit/Go To/Other Location menu function. Then type in Primasoft and click on the OK button.

4) America Online

To find our products on AOL:

Use the KEYWORD function (under GO TO menu item). Enter the keyword "WINDOWS FORUM" or "WIN", which will take you to the main menu of the Windows Forum. Click on the Software Libraries button on that screen; on the next screen select the Software Search button. On the resulting search form just type PRIMASOFT in the search box, press <ENTER> and the file names will come up on a list.

5) From authors

To find additional sources of our programs, contact us:

[Go to Contact screen](#)

How can I learn about new versions of your software?

You should visit one of our Web Pages on regular basis. Our Web Pages are the first palce where new releases of our software are be announced.

[Location of PrimaSoft home pages on WWW](#)

Program Description

Program Overview:

PrimaSoft Text is a simple utility program that will help you avoid typing in the same text over and over again.

Specifically, the program will:

- 1) let you organize various chunks of text by assigning Names to text items and grouping them by Categories;
- 2) let you quickly access the memorized Text Items and Copy them into other documents with one mouse click or key press.
- 3) let you copy multiple blocks of text one after another and then Paste them into the target window in any order.

PrimaSoft Text will work with virtually any text editing program, for example:

- E-Mail Software;
- Wordprocessors;
- Text Editors, etc.

In addition to Copying text, the program allows you to copy the system Date or Time in a variety of formats. Just select the *_Date/Time* Category and then choose one of the 4 items: *Date-Immediate*, *Date-Selectable*, *Time-Immediate* and *Time-Selectable*. You can set your default Date and Time Format in [Setup](#).

In order to Copy a text item into a document just click on your document, set the cursor where you want to have text inserted and press the Main Hot Key (F2 by default). At this point PrimaSoft Text will become active and the status line will say: *Target Selected*. Now, just select a Text Category, Text Item and then click on the Copy/Insert button. When you don't need PrimaSoft Text for a moment just click on the Hide button to get it out of the way. You can activate it at any moment by pressing the Hot Key (F2 by default). The Hot Key can be selected from F1-F10 range.

Program Usage:

You can use PrimaSoft Text in several different ways:

- 1) When editing text in some other application you press the Main Hot Key (F2 by default - you can change this by clicking with the right-mouse button on the **F2** text in the right bottom corner of the main window). This will bring PrimaSoft Text main window to the front. Now you can select the Category and Text Item you want to copy and then you click on the Copy/Insert button.
- 2) If you are going to copy the same Text Item many times you press the Main Hot Key and select the text item (like above). Now click on the Hide button. Start editing your text and every time you want to copy the previously selected text item press **Shift+Main Hot Key** (Shift+F2 by default).
- 3) You can assign Hot Keys in the [Setup](#) to those text items that you will use most often. You can assign up to 10 Hot Keys (Ctrl+F1,..., Ctrl+F10). Later you can quickly copy those text items by pressing the appropriate Hot Key (PrimaSoft Text can remain hidden).
- 4) In your Text Items you can have Date and Time macros that will be replaced with the system Date/Time in the appropriate format. You can use the following macros:
 - <DATE0>, ..., <DATE9> where 0..9 correspond to the Date formats in the [Setup](#);
 - <TIME0>, ..., <TIME3> where 0..3 correspond to the Time formats in the [Setup](#);

This allows you to create for example a letter header containing the system date:

Vancouver, <DATE6>
PrimaSoft PC, Inc.
PO Box 456
Surrey, BC
V3T 5B7
Canada

5) PrimaSoft Text allows you to use up to 10 Clipboards. Clipboards are temporary text buffers that can be very useful when you want to copy many small blocks of text from one window to another. Copying one text item at a time using standard Windows Clipboard can be quite cumbersome. You have to switch back and forth from one window to another. PrimaSoft Text allows you to copy up to 10 text blocks of text one after another, then switch to the target window and paste them in any order and at any location. If you want to activate the Clipboards just check the Clipboards On check box in the main screen. From now on any Copy operation is automatically captured into one of the Clipboards. Once all 10 Clipboards contain text you can decide what PrimaSoft Text will do on the following Copy operations (see [Setup](#)). You can clear the contents of all Clipboards at any time by clicking on the Clear Clipboards button in the main screen or Setup. You can quickly Paste text from the Clipboard 0 by pressing Alt+F1, from the Clipboard 1 by pressing Alt+F2, etc.

Order Form

To serve you better, we request that you fill this form and mail it to us with your payment.

Name

Enter the name of the person or company you wish the software to be licensed to.

Address1-Address5

Enter the mailing address here.

Telephone number

Enter the phone number with the applicable area code.

E-Mail address

Enter your Internet email address.

Source

We are interested about the place you have received our software from. Select one of the values in the list, or write your own source.

Comments and Suggestions

In the never-ending quest for perfection, we keep on constantly revising and updating our software. Send us your comments, and help us achieve our goals!

Payment form

Select a method of payment from the drop-down list.

VISA card number and expiration date

This part applies only if you have selected option "VISA" above.

License type

Select a license that applies to your use:- single user: if you plan to use this application by yourself- multi-user: if there will be more than one person using this program- unlimited: no limit on the number of users for this application

Number of users

Enter the number of users that will be using this software (applies only to Multi-user and Unlimited license types).

Price

This price depends on the program version, license type and number of users you entered above.

Shipping and handling

This nominal fee covers our material and mailing costs.

Total price (US Dollars/Canadian Dollars)

This is the total price for this product. Select the currency that applies, depending on the country you live.

PrimaSoft Product Line

PrimaSoft New Generation Programs:

- 1) **PrimaSoft Internet Organizer:** a powerful yet easy-to-use database system that will help you organize your Internet information; especially useful for keeping track of and accessing Web Pages; supports all major browsers.
- 2) **PrimaSoft Mouse Tracker:** a small utility program that animates the mouse cursor so that it is easy to spot. This is a FREEWARE program.
- 3) **PrimaSoft Dialer:** a fast and small phone dialer; it will save you time by automatically redialing when the line is busy; it will save you money by calculating your current phone call cost.
- 4) **PrimaSoft Text:** a simple but very useful text manipulation program.

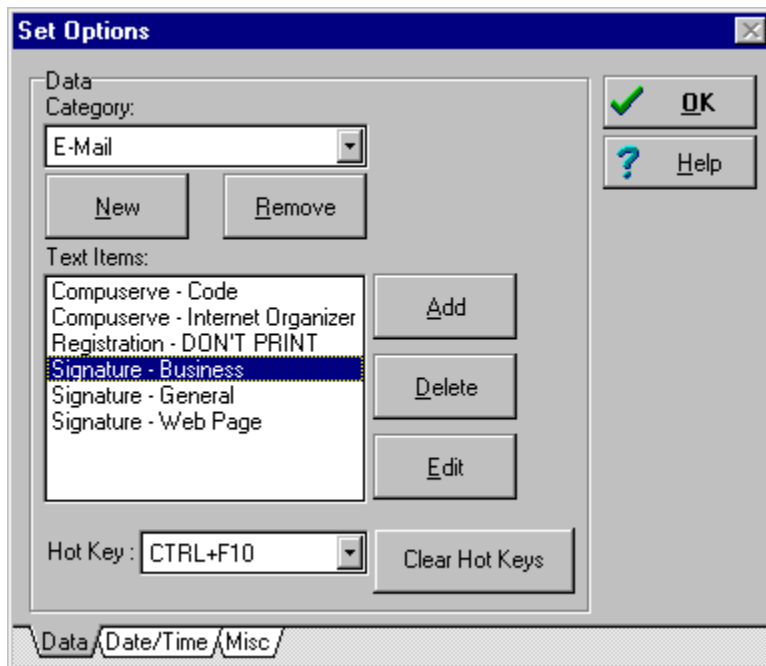
Windows Collection Programs:

- 1) **Internet Book for Windows:** organize your Internet resources in one place (simpler version of PrimaSoft Internet Organizer).
- 2) **Phone Book for Windows:** neatly organize your personal or business phone book.
- 3) **Password Book for Windows:** keep track of your passwords, userIDs, etc.
- 4) **Universal Phone Book for Windows:** a flexible phone book for home and business.
- 5) **Collectibles Catalog for Windows:** keep track of your collectibles.
- 6) **Plastic Book for Windows:** keep track of your "plastic" cards (e.g. credit cards etc.).
- 7) **Who Is Who Book for Windows:** keep track of employees and organization members.
- 8) **Daily Notes for Windows:** keep small notes organized in one place.
- 9) **Music Catalog for Windows:** organize your records, CDs, or cassettes.
- 10) **Movie Catalog for Windows:** organize your video tape collection.
- 11) **Car Book Plus for Windows:** keep a log of your car expenses and mileage.
- 12) **Contact Book Plus for Windows:** organize your personal and business contacts.
- 13) **Bank Book for Windows:** keep track of your bank accounts.
- 14) **Book Catalog for Windows:** organize your books or magazines.
- 15) **Calendar/Reminder for Windows:** keep track of important events and appointments.
- 16) **Home Inventory Book for Windows:** keep track of your home or office inventory.
- 17) **Software Book for Windows:** keep track of your computer software.
- 18) **Sport Card Catalog for Windows:** organize your sport card collection.
- 19) **Coin Catalog for Windows:** organize your coin collection.
- 20) **Hardware Catalog for Windows:** keep track of your computer hardware.
- 21) **Stamp Catalog for Windows:** organize your stamp collection.
- 22) **Student Organizer for Windows:** keep track of your courses and school related info.
- 23) **Wine Cellar Book for Windows:** organize your wine collection.

Setup - Options

Options are divided into 3 separate pages: **Data**, **Date/Time** and **Miscellaneous**. You select the pages by clicking on the Tabs in the lower part of the Options window.

1) Data:

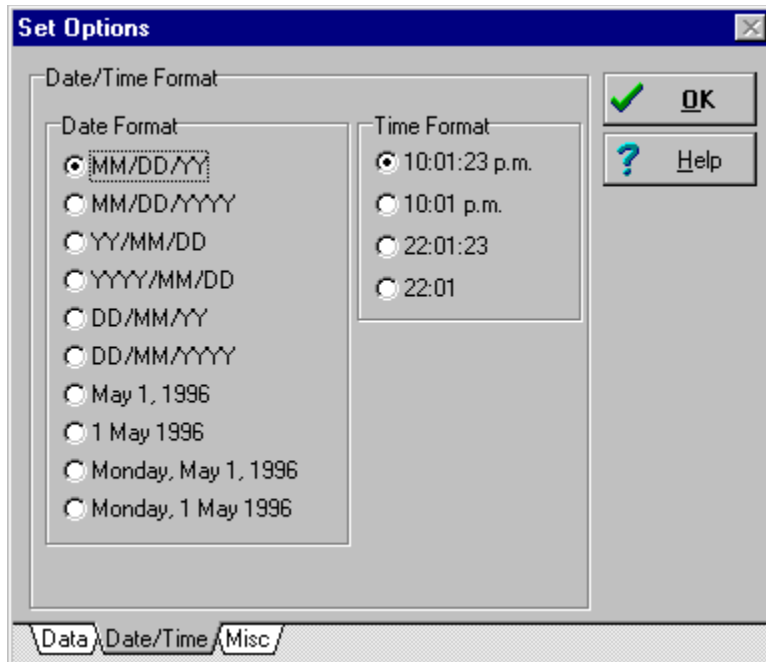


On Data page you can Add or Remove Categories for Text Items. You can also Add, Delete and Edit Text Items. In order to Edit or Delete a Text Item you have to select a Category from the Combo Box and then select the Text Item by clicking on the item name in the List Box. When a Text Item is selected you can Edit or Delete the item. You can also Assign a **Hot Key** to the item. There are 10 hot keys to choose from: Ctrl+F1,...,Ctrl+F10. When you assign a hot key to the text item you can later access copy this item to the target window by pressing the hot key. This gives you a quick access to the most often used text items. Hot Keys work even if the program is hidden.

Note:

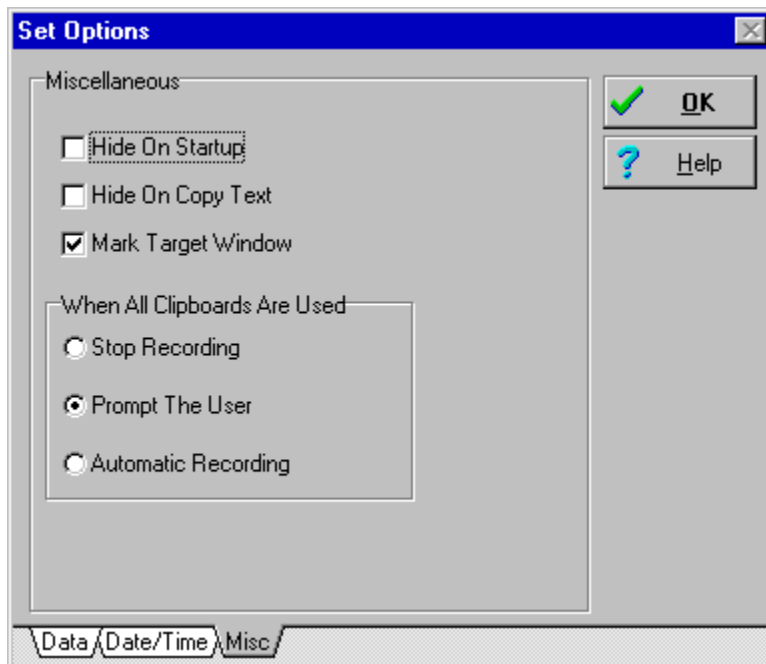
Hot Keys that you assign to text items will not work in other applications. For example, if some application uses Ctrl+F1 to display help window it will not work if you assign the same hot key to a text item (when PrimaSoft Text is loaded).

2) Date/Time:



Here you can define a default Date and Time Formats. You can select 1 of 9 Date formats and one of 4 Time formats. Those formats work with `_Date/Time` Category (which is a built-in Category) when you select Date-Immediate or Time-Immediate item.

3) Miscellaneous:



On this page you specify the following:

- **Hide On Startup:** if checked PrimaSoft Text will be automatically hidden when you start it;
- **Hide On Copy Text:** if checked PrimaSoft Text will be hidden every time you click on the Copy/Insert button in the main screen; this is a very convenient mode of operation: you

press the Main Hot Key to select the Target Window (PrimaSoft Text will be displayed), you select the Text Item, and then you click on the Copy/Insert button to transfer the text to your target window. At this point PrimaSoft Text will be hidden so it will not obscure your view.

- **Mark Target Window:** every time you press the Main Hot Key while editing text in some window, that window becomes the target for the next Copy Text operation. If this option is checked PrimaSoft Text will indicate the target window by drawing a blinking frame around it.

- when all 10 clipboards are used up (contain text) PrimaSoft Text can do one of the following:

- **Stop Recording** (Copy text operations will be ignored);

- **Prompt The User** for the Clipboard to be used;

- continue recording Copy text operations by automatically using Clipboard 0, then Clipboard 1, etc.

- (**Automatic Recording**).

