

# Bob's Software



## BOING! - INTRODUCTION

October 1, 1993

Dear Computer User:

Thank you for trying BOING!, the sound button. BOING! is being distributed as Shareware. It is my hope that you find BOING! useful/fun, and that you register your copy of the program. I firmly believe in the Shareware concept. All of my Shareware releases are fully functioning versions of the programs, not crippled demos. BOING! does contain a reminder screen. This screen is there just to remind you that the program is Shareware and that use beyond the evaluation period requires that you register with me, the author. Registered users of BOING! will receive a registration number that will disable the reminder.

The purpose of this help file is to provide you the information necessary for you to make full use of this program, and to tell you about the other programs available from Bob's Software. Please go through the rest of this on-line document to find out more about BOING!, and the other programs available from Bob's Software. If you have any questions or comments, please do not hesitate to contact me.

I hope that you find this program useful, and that you register.

Sincerely,

A handwritten signature in black ink that reads "Bob".

Bob Hayes



## **BOING HELP - TABLE OF CONTENTS**

[Program and Version Information](#) - installation, features ...

[BOING!'s Main Window](#)

[BOING!'s Menu](#)

[Other Programs from Bob's Software](#)

[How to Disable that Annoying Shareware Reminder](#)

[Registration Information](#)



## **PROGRAM AND VERSION INFORMATION**

[Program Overview and Features](#)

[File List](#)

[Installation](#)

[De-Installation](#)

[BOING.INI](#)

[Known Bugs and Limitations](#)

[Copyright Notice and Disclaimers](#)

[License Agreement](#)

[Registration Information](#)



## PROGRAM OVERVIEW AND FEATURES

Program Name: **BOING!**

Current Version: **1.0**

Release Date: **October 1, 1993**

Archive/BBS file name: **BOING1.(ZIP,ARC,LHA...)**

BOING! is a program for the Microsoft® Windows™ operating system that will allow you to play sound files (WAVE format) with the click of a mouse button. The neat thing about BOING! is that it sits as an icon on your desk top, or on top of other windows, and when you click on it with your right button the sound file that you indicated will play. And since you click it with the right button, the application that you have active does not become inactive. You can run multiple copies of BOING! so you can have lots of sounds just a click away. Be just like those wacky morning radio DJs with crazy sounds livening up your conversations. If you have a sound card, or even just the pc-speaker driver, you'll love BOING!.

## FEATURES

Single Click Playing of Sound Files

Support for Drag and Drop

Ability to Specify Sound File in Program Manager

Always On-Top feature

Saving of Option Settings



## **SINGLE CLICK PLAYING OF SOUND FILES**

BOING! allows you to play sound files with a single click of your mouse button. When BOING! is minimized use the right button. When BOING! is full sized, press the "Play Sound" button.



## **PROGRAM MANAGER COMMAND LINE**

You can specify the name of a sound file by using the Program Manager command line parameter. The parameter is entered after "BOING.EXE" in the "Command Line" entry in the program manager "Run" dialog box of the "Program Item Properties" dialog box. Use the file's full path when specifying a file name (i.e. "C:\WINDOWS\CHIMES.WAV" instead of "CHIMES.WAV").



## **SAVING OF OPTION SETTINGS**

BOING! saves your settings for the "Always on Top" and "Play when opened/dropped" features in the private initialization file - [BOING.INI](#).



## **ALWAYS ON TOP**

When this menu item or check box is checked, BOING! will display on top of other windows, even when BOING! is inactive or minimized. This allows you to have BOING! stay visible at all times. The check status of this option is saved when you exit the program in the file BOING.INI.





## **DRAG AND DROP**

Drag and drop allows you to select a sound file in File Manager and drag it to the BOING! window and drop it. That file will now be the current wav file. Drag and drop will work if BOING! is minimized or full size.

Also see: Play when opened/dropped



## **FILE LIST**

The following files are included with BOING!:

BOING.EXE  
BOING.HLP  
BOING.DOC  
FILE\_ID.DIZ  
DESC.SDI  
VENDOR.DOC

Other files, BBS/disk vendor advertising, etc., may have been added, but all of the above files should be there.

**BOING.DOC**

This is a text file containing basic information about BOING!.

**FILE\_ID.DIZ**

This is a description file used by some BBSs.

**DESC.SDI**

This is a description file used by some BBSs.

**VENDOR.DOC**

This is a text file that contains information for Shareware distributors and disk vendors. The same information can be found in the Vendor Information section of this online document.



## **INSTALLATION**

BOING! is very easy to install. Copy the files [BOING.EXE](#) and [BOING.HLP](#) to any directory on your hard disk. Be sure to copy both files into the same directory. After copying the files, add BOING! to a Program Manager Group. Please refer to your Windows™ documentation on how to add a program to a Program Manager group.

**BOING.EXE**

This file contains the BOING! program.



**BOING.HLP**

This is this help file.



## **DE-INSTALLATION - REMOVING BOING! FROM YOUR SYSTEM**

If during, or at the end of, the evaluation period you decide that you do not wish to register BOING!, you must remove it from your computer. To remove BOING! do the following:

1. Make sure that BOING! is not running.
2. Remove any Program Manager entries you made for BOING!.
3. Delete the following files: BOING.EXE, BOING.HLP, and BOING.INI.

BOING! does not make any entries in your WIN.INI or SYSTEM.INI files.

**BOING.INI**

BOING.INI is the private initialization file BOING!. [More...](#)

**Evaluation Period**

The evaluation period is the time that you can try the program without registering with the author. The evaluation period for BOING! is 30 Earth days.



## **BOING.INI**

BOING.INI is the private initialization file for BOING!. This file lives in your Windows™ directory. BOING! uses this file to save your settings from session to session. Your BOING.INI should look something like this:

```
[BOING!]  
AlwaysOnTop=1  
DropPlay=1  
Registration=X#@%*()+$#@[ { +=  
Name=Joe User
```

If this file is deleted, your settings will be lost and default settings will be used. The file will be recreated when you close BOING!. If you had registered BOING! you will need to re-enter your name and registration number. If you lost your registration number, contact me and I will send it to you again.

**[BOING!]**  
The name of the program.

**AlwaysOnTop=1**

This entry saves the state of the "Always On Top" menu item and option check box. A "1" indicates that "Always on Top" is checked. A "0" would mean that it is unchecked.

**DropPlay=1**

This entry saves the state of "Play when opened/dropped" check box. A "1" indicates that "Play when opened/dropped" is checked. A "0" would mean that it is unchecked. If this is checked, the sound file will play when dropped (see Drag and Drop) or when it is opened.



**Registration=X#@%\* ()+\$#@ [ { +=**

This entry saves your registration number after you have registered. Each time that you start BOING! it will check to see if a valid registration number is in this entry. Please keep your registration number in a safe place in case BOING.INI is deleted or damaged. If you do lose your registration number [contact](#) me and I will send it to you again.

**Name=Joe User**

This entry records your name when you register.



## **KNOWN BUGS AND LIMITATIONS**

BOING! uses the Windows™ `sndPlaySound( )` function. This function loads the sound into memory before playing it, so, if the sound file is very large it may not fit in available memory.

If the sound file is invalid, or if the playing of the sound failed for some reason, BOING! will sound the default beep for your system when you try to play the file. There is no visible error message.



## **COPYRIGHT NOTICE**

BOING! Copyright © 1993 Robert Hayes - All rights reserved.

## **DISCLAIMER/WARRANTY**

BOING! is provided AS IS without any warranty, expressed or implied, including, without limitation, implied warranties of merchantability and fitness for a particular purpose. Any use by you of the software is at your own risk. In no event shall the author be liable for any damages whatsoever (including, without limitation, damages for loss of business profits, business interruption, loss of business information, or other pecuniary loss) arising out of the use or inability to use this product.

## **TRADEMARKS**

Windows is a trademark of Microsoft Corporation.  
Any other product names mentioned are probably trademarks or registered trademarks of their respective holders.



## LICENSE AGREEMENT

This copyrighted program is being distributed as Shareware. You may try this program for 30 days, and if you like it, or find it useful, and wish to continue using it, you are expected to register with the author. You are free (and encouraged) to copy this program and distribute it to anyone, as long as no fee, other than a nominal fee for the disk and shipping/handling, is charged for the program, and as long as all of the files listed in the File List section of this on-line documentation accompany the program.


Shareware disk vendors - Please read the Vendor Information section.



## BOING!'S MAIN WINDOW



The BOING! window displays the name of the current sound file, allows you to play that file, and select options.

Click on any item when the mouse pointer looks like this:  for more information.

**Current wav file:**

The name of the currently selected wav file is displayed here, and, when BOING! is minimized as the window title.

Clicking on this picture will do nothing.



**Play when opened/dropped**

When this is checked the sound will play when the file is opened, or dropped from File Manager. This setting is saved in the private initialization file [BOING.INI](#).

**Play Sound**

This button will play the current sound file.



## MINIMIZED BOING! WINDOW

The minimized BOING! window will be displayed when the program is started.



You don't need BOING!'s main window unless you want to change the "Play when opened/dropped " option. The minimized BOING! window is a button for playing the selected sound file. Click on the button with the right mouse button to play the sound. Clicking with the left button will activate the system menu, like most Windows™ programs.

You can select a file by dragging it from File Manager and dropping it on the BOING! window.



## **BOING!'S MENU**

File

Open...

Exit

Help

Index F1

Register...

About BOING!

**File|Open...**

This selection will display the "Select a Sound File" dialog box. Use this dialog box to select a sound file.

**Help|About BOING!...**

Selecting this menu item displays the BOING! "About" dialog box which contains the version number, release date, and copyright notice.

**Help|Index      **F1****

Selecting this menu item causes BOING! to have the Windows™ Help system to display this online document.

**Help|Register...**

This menu item opens the registration dialog box. After you register this item will be deleted from the menu.





## **REGISTRATION DIALOG BOX**

After you register (send me \$5) you will receive your registration number. Enter your name and registration number in the registration dialog box and the next time that you start BOING! the About box will be changed, and the reminder screen will be suppressed. If you enter an invalid registration number, or do not enter a registration number, you will need to press "Cancel" to close the dialog box.

**File|Exit**

Selecting this menu item will close BOING!.



**HOW TO DISABLE THAT ANNOYING SHAREWARE REMINDER**

**REGISTER!**



## **REGISTRATION INFORMATION**

[How Do I Register?](#)

[Benefits of Registration](#)

[Registration Form](#)

[What is Shareware?](#)

[Vendor Information](#)



## HOW DO I REGISTER?

To register BOING! send me:

1. your name,
2. your address,
3. the program's name and version number,
4. where you got the program (if a BBS please include the phone number),
5. your CompuServe, America Online, or Internet e-mail address, (I can send your registration number to you by e-mail if you like) and
6. a check or money order for \$5 US .

Please pay in US dollars. If you send a check, be sure that it is drawn on a US bank, or use an international postal money order that can be cashed at a US post office.

Make checks and money orders payable to Bob Hayes.

To make it easier for you, I have included a [registration form](#) as part of this help file. To print that form, make it the current topic, and select "Print Topic" from WinHelp's "File" menu.

Send it to:

Bob Hayes  
Bob's Software  
10104 Blue Tee Terrace  
Gaithersburg, MD 20879

After I receive the above, I will send you your registration number.



## **BENEFITS OF REGISTRATION**

All registered users will receive the following:

1. Notice of updates.
2. A registration number that will disable the "reminder".
3. A certificate that will allow you to purchase a copy of the "JCSM Shareware Collection"™ CD-ROM for only \$9.95 + shipping and handling. The certificate is valid until June 30, 1994.
3. A clear conscience.

**REGISTRATION FORM FOR BOING!**

NAME: \_\_\_\_\_  
ADDRESS: \_\_\_\_\_  
\_\_\_\_\_  
CITY: \_\_\_\_\_  
STATE: \_\_\_\_\_  
ZIP: \_\_\_\_\_  
COUNTRY: \_\_\_\_\_  
E-MAIL ADDRESS: \_\_\_\_\_

Do you want your registration number sent by e-mail?  YES  
 NO

VERSION NUMBER: \_\_\_\_\_

WHERE DID YOU GET THE PROGRAM? \_\_\_\_\_

COMMENTS OR SUGGESTIONS: \_\_\_\_\_

\_\_\_\_\_  
\_\_\_\_\_  
\_\_\_\_\_  
\_\_\_\_\_  
\_\_\_\_\_

PLEASE SEND THIS FORM AND A CHECK OR MONEY ORDER FOR \$5 TO:

BOB HAYES  
BOB'S SOFTWARE  
10104 BLUE TEE TERRACE  
GAITHERSBURG, MD 20879

**Please pay in US dollars.** If you send a check, be sure that it is drawn on a US bank, or use an international postal money order that can be cashed at a US post office.



## WHAT IS SHAREWARE?

Shareware is a distribution method that gives users a chance to try software before buying it. If you try a Shareware program and continue using it, you are expected to register. Individual programs differ on details—some request registration while others require it, some specify a maximum trial period. With registration, you get anything from the simple right to continue using the software to an updated program with printed manual.

Copyright laws apply to both Shareware and commercial software, and the copyright holder retains all rights, with a few specific exceptions as stated below. Shareware authors are accomplished programmers, just like commercial authors, and the programs are of comparable quality. (In both cases, there are good programs and bad ones!) The main difference is the method of distribution. The author specifically grants the right to copy and distribute the software, either to all and sundry or to a specific group. For example, some authors require written permission before a commercial disk vendor may copy their Shareware.

Shareware is a distribution method, not a type of software. You should find software that suits your needs and pocketbook, whether it's commercial or Shareware. The Shareware system makes fitting your needs easier, because you can try before you buy. And because the overhead is low, prices are low also. Shareware has the ultimate moneyback guarantee—if you don't use the product, you don't pay for it.





## VENDOR INFORMATION

This section contains Bob's Software's commercial distribution policy. The same information appears in the file VENDOR.DOC.

Shareware distributors and disk vendors are permitted to redistribute this software subject to the conditions found in the program's license agreement. It is requested that Shareware distributors and disk vendors send a copy of the first catalog, print or electronic, that this program is listed in to Bob's Software. It is also requested that Shareware distributors and disk vendors inform Bob's Software that they are distributing this program so that they can receive other products and program updates. Shareware distributors and disk vendors that inform Bob's Software that they are distributing our programs may be included in the list of sources of Bob's Software found in this help file.

Shareware distributors and disk vendors should stress the Shareware concept.

This policy may change at any time.

Please contact Bob's Software if you have any questions.

# *Bob's Software*

## **OTHER PROGRAMS FROM BOB'S SOFTWARE**

[Bob's CD Player](#)  
[DiskSpace](#)  
[DiskInsert](#)  
[Mouse Cursor Editor](#)  
[PSPrint](#)  
[PC-Piano](#)  
[CHKM \(Check Mouse\)](#)  
[PCX2TPI](#)

[Program Availability](#)  
[Coming Soon](#)  
[Programming Services](#)  
[Contacting Bob's Software](#)

## BOB'S CD PLAYER



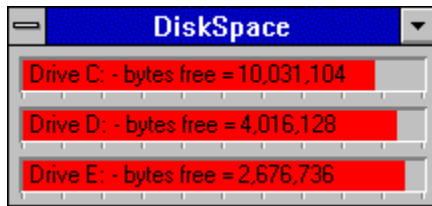
Current version: **1.0**

Archive name: **BCDP10.ZIP**

Registration Fee: **\$10.00**

Bob's CD Player (BCDP) is a program for the Windows™ operating system that will enable you to control your computer's CD-ROM drive when playing audio compact discs. BCDP provides familiar tape deck style controls for your CD-ROM drive. BCDP's window is small and unobtrusive, with the look of an audio component from your stereo. This program takes full advantage of the Windows™ interface, allowing you access to its features with a pointing device or the keyboard. The program includes online help.

## DISKSPACE



Current Version: **0.5**

Archive/BBS file name: **DSW050.(ZIP,ARC,LHA...)**

Registration Fee: **\$6.00**

DiskSpace is a program for the Microsoft® Windows™ operating system that will allow you to easily monitor the amount of free space on your computer's hard disks. DiskSpace's window displays the number of bytes free and graphically shows the percent of the disk's space allocated. DiskSpace will work with up to 10 logical local drives, and with any size drive. DiskSpace updates every second, but redraws the bars only if the amount of free space has changed. When minimized, the bars still display the percent of free disk space. This version allows you to select which drives you want to display and optionally have DiskSpace appear on top of all other windows. Registered users receive FloppySpace, DiskSpace's brother specially designed for removable drives.

# DISKINSERT



Current version: **0.3**

Archive name: **DI03.ZIP**

Registration Fee: **\$5.00**

DiskInsert v.0.3, DiskInsert will print the directory of a diskette, using a PostScript printer, so that it can be placed in the sleeve with the disk. Requires a PostScript printer and EGA compatible graphics. A mouse is supported, but not required.

## MOUSE CURSOR EDITOR



Current version: **1.0**

Archive name: **MCEDIT10.ZIP** (MCED10.ZIP on CompuServe)

Registration Fee: **\$5.00**

Mouse Cursor EDITor is a programming tool that will enable developers to graphically create mouse cursors. If you have ever manually coded the screen and cursor masks for a mouse cursor you will appreciate this program. Mouse Cursor EDITor will work with all languages. Requires a mouse and EGA compatible graphics. Includes a demo with source and a TP5 mouse unit.

## **PSPRINT**

**\* .TXT**  **PostScript**

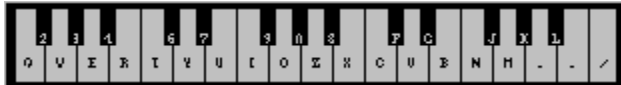
Current version: **2.4**

Archive name: **PSP24.ZIP**

Registration Fee: **\$5.00**

PSPrint will print a text file to a PostScript printer from the DOS command line. Each page is printed with a header containing the file name, the date printed, page number and the total number of pages. Allows font choice and will print up to 220 lines per page. Requires a PostScript printer.

# PC-PIANO



Current version: **1.1**

Archive name: **PC-PIANO.ZIP**

Registration Fee: **none**

PCPIANO Version 1.1 is a fun little program to play simple tunes on you computer.



## CHKM




Current version: **1.1**

Archive name: **CHKM11.ZIP**

Registration Fee: **none**

CHKM (Check Mouse) Version: 1.1 CHKM, is a small, free utility that checks the status of the mouse driver and mouse. The program will tell you if a mouse driver is installed, the mouse driver version, the mouse type, the IRQ used by the mouse, and the number of buttons.

## PCX2TPI



Current version: **2.0**

Archive name: **PCXTPI.ZIP**

Registration Fee: **\$5.00**

PCX2TPI is a programmers tool to convert 16-color PCX images into a format that can be linked into a Turbo Pascal program and displayed with the PutImage() procedure. Includes an example program with source code. Requires Turbo Pascal and BINOBJ.EXE.

## **PROGRAM AVAILABILITY**

Programs from Bob's Software are available from the following sources:

**Directly from Bob's Software** - All of the programs listed in this on-line document are available directly from Bob's Software. You may order registered versions of any of the software listed, or you may order a disk containing the Shareware (non-registered) versions of all of the programs for just \$5.00. To make it easy, just print and use the convenient order form included in this file.

### **Online Services**

CompuServe  
America Online  
Channel 1 - (617) 354-3230  
Exec PC - (414) 789-4214  
Windows OnLine - (510) 736-8343  
Waldo's Magic - (301) 929-1722  
Programmer's Corner - (301) 621-3424  
and many more BBSs all over North America

### **Shareware Disk Vendors**

EMS Professional Shareware Libraries  
4505 Buckhurst Ct.  
Olney, MD 20832  
(301) 924-3594

JCSM Shareware Collection CD  
JCS Marketing Inc.  
P.O. Box 1216  
Lakeview, MN 55044  
(612) 469-5898

and many more...

If you are a Disk Vendor or a BBS operator and would like to distribute programs from Bob's Software, and perhaps be listed here, please contact me. Also, read the Vendor Information section of this document.

**BOB'S SOFTWARE ORDER FORM** (BOING 10-1-93)

NAME: \_\_\_\_\_  
 ADDRESS: \_\_\_\_\_  
 \_\_\_\_\_  
 CITY: \_\_\_\_\_ STATE: \_\_\_\_\_ ZIP: \_\_\_\_\_  
 EMAIL ADDRESS: \_\_\_\_\_  
 PREFERRED DISK SIZE:      3.5                    5.25

REGISTERED VERSIONS:

PRICE	PROGRAM NAME	QUANTITY	\$AMOUNT
\$10	BOB'S CD PLAYER	_____	_____
\$6	DISKSPACE	_____	_____
\$5	DISKINSERT	_____	_____
\$5	PSPRINT	_____	_____
\$5	MOUSE CURSOR EDITOR	_____	_____

SHAREWARE DISK - THIS DISK CONTAINS UNREGISTERED VERSIONS OF ALL OF BOB'S SOFTWARE'S CURRENT RELEASES.

\$5	SHAREWARE DISK	_____	_____
-----	----------------	-------	-------

SUB-TOTAL \_\_\_\_\_

SHIPPING AND HANDLING  
 FOR SHIPMENTS IN THE US ADD \$1,  
 FOR CANADA AND MEXICO ADD \$2,  
 AND FOR OVERSEAS PLEASE ADD \$3 \_\_\_\_\_

TOTAL ---> ---> ---> ---> ---> ---> ---> ---> \_\_\_\_\_

PLEASE SEND THIS FORM AND A CHECK OR MONEY ORDER, PAYABLE TO BOB HAYES, IN US DOLLARS, DRAWN ON A US BANK, OR AN INTERNATIONAL POSTAL MONEY ORDER THAT CAN BE CASHED AT A US POST OFFICE, FOR THE AMOUNT INDICATED AS THE TOTAL TO:

BOB HAYES  
 BOB'S SOFTWARE  
 10104 BLUE TEE TERRACE  
 GAITHERSBURG, MD 20879

THANK YOU.

## **CONTACTING BOB'S SOFTWARE**

I would like to hear from you, your comments and suggestions are important to me. If you need to contact me, please send all correspondence to:

Bob Hayes  
Bob's Software  
10104 Blue Tee Terrace  
Gaithersburg, MD 20879

Or you can also reach me on CompuServe @ 71224,3202 or on America Online, screen name: Bob Hayes1.

## COMING SOON FROM BOB'S SOFTWARE

The following projects are in the works:

**DiskInsert Version W** - this is a version of DiskInsert for the Windows™ operating system, and as such will take full advantage of the Windows™ environment, including support for a pile of printers. Other features of this program will be the ability to print disk labels, sorting of files, the inclusion of sub-directories, and the listing of files in zipped files.

**PSPrint v3.0** - A new version of PSPrint that will have an interactive mode for the selection of formatting options.

**PS-Print Screen** - this would be a TSR to print a text screen to a PostScript printer.

## **PROGRAMMING SERVICES**

*Shareware registrations don't pay the mortgage, but they are making the payments on a 486. Thank you to everyone that has registered.*

I am available on a contract basis to provide custom programming services. Services include:

- Windows™ - Based Applications
- DOS Applications (text and/or graphic)
- PostScript Programming
- Demos
- Animations
- On-line Documents

If there is a task that you do over and over again, and you think that there has to be a better way, maybe there is, maybe you need some custom software. Contact me and we can talk about developing a better way. It probably costs less than you think.

