



CDWinder ReadMe

Welcome to CDWinder 1.1 !

By Andreas H. Becherer

abe@cdwinder.de

<http://www.cdwinder.de>

Last change: March 24, 2001


Contents

WHAT IS CDWINDER ?	2
BASIC PRINCIPLES AND FIRST STEPS	3
CREATE A CATALOG FOLDER	3
CREATE CATALOGS OF YOUR HARDDISKS, CD-ROMs, DVDs, ZIP-DISKS, ... NAME IT !	3
BROWSE THROUGH YOUR CATALOGS AND THEIR ITEMS	3
FIND ITEMS IN YOUR CATALOGS	4
ORGANIZE YOUR CATALOGS	5
SYSTEM REQUIREMENTS	5
HOW MUCH DOES IT COST AND HOW TO CONTACT THE AUTHOR ?	5
PRICING	5
CONTACTING THE AUTHOR:	6
PAYMENT	6
<i>Payment via Kagi</i>	6
<i>Payment directly to the author (Cash only!)</i>	7
WHAT IS NEW ?	8
CHANGES SINCE THE LAST VERSION	8
VERSION HISTORY	8
LIMITATIONS	8
LEGAL STUFF	9
ACKNOWLEDGEMENTS	9
FAMOUS LAST WORDS	9



CDWinder ReadMe

What is CDWinder ?



CDWinder is a media cataloging tool for the Windows platform. CDWinder creates catalog files of almost everything that spins – CD-ROMs, hard disks, floppies, ZIPs, ... – and offers these catalogs offline for browsing and powerful search operations.

CDWinder is essentially the “CDFinder for Windows”, while [CDFinder](#) – for those of you who may not know – is one of the best media cataloging tools for the Apple Macintosh. Together they form a cross-platform media cataloging system and thus the only one of its kind.



CDWinder ReadMe

Basic Principles and First Steps

Create a Catalog Folder

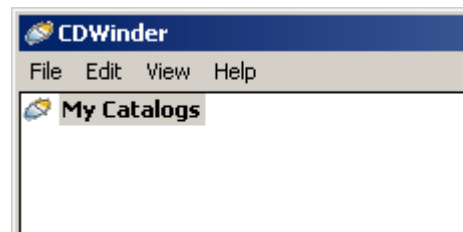
CDWinder stores the information about the contents of a disk in a catalog. A catalog is essentially a file (with the suffix .cdw), containing the names and properties of the folders, applications and data files contained on a disk. Each disk is represented in its own catalog file.

To be able to collect and store a potentially huge number of catalogs for all the media you can find, CDWinder keeps the catalog files in a Catalog Folder. When you first start CDWinder, you will be asked where this folder should reside.



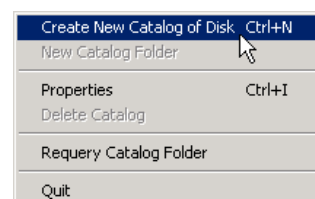
Choose a folder you can easily find and backup (for example *My Documents\catalog files*).

CDWinder will open with the chosen catalog folder (presumably an empty one).



Create catalogs of your haddisks, CD-ROMs, DVDs, ZIP-disks, ...
Name it !

Now you can start to create catalogs of every drive you are interested in. Just select **File** and then **Create New Catalog of Disk**. You will be asked to choose a drive, before the cataloguing process begins. After completion the catalog is shown in your catalog folder.



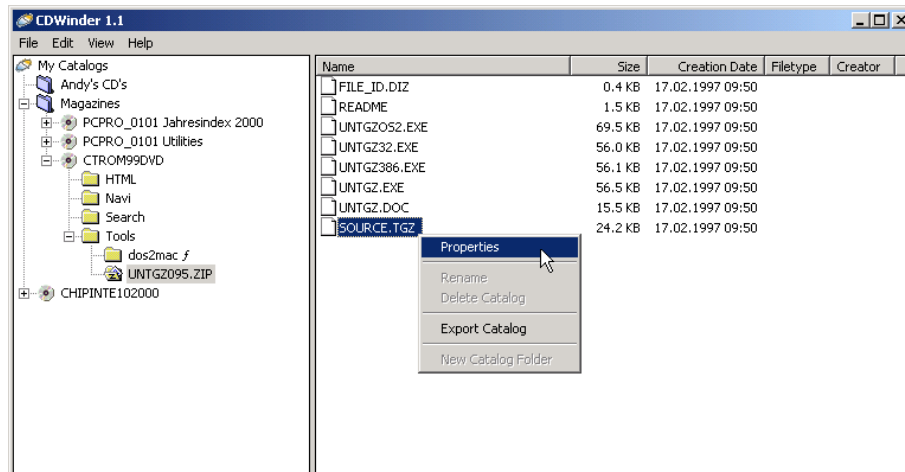
Browse through your catalogs and their items

Once you have one or more catalogs in your catalog folder, you can browse through their contents, sort and navigate just like you would in the Windows



CDWinder ReadMe

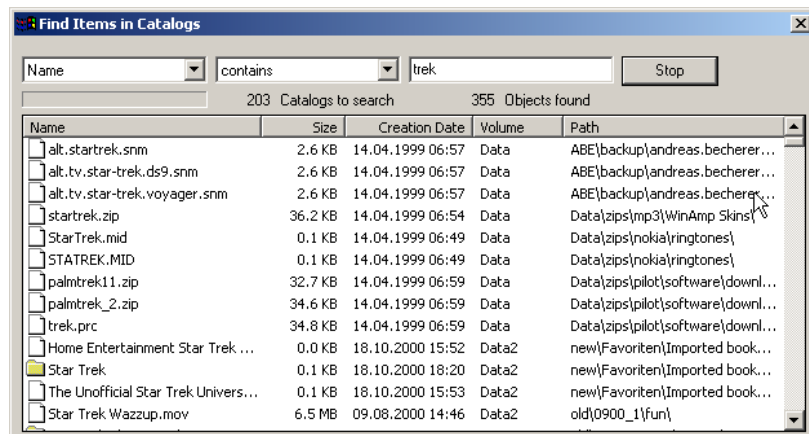
Explorer. Only that these disks don't have to be online. Soon you will have your whole CD collection catalogued to explore and browse through... For each catalog and item you can view its respective properties by selecting **File** and **Properties**, or using the context menu - right click on the catalog and choose **Properties**... That's where you can also rename or comment specific items.



Find items in your catalogs

But that's just the beginning. You will want to find certain files or folders while not knowing what CD to look at first... That's where you select **Edit** and **Find**... to open the find dialog of CDWinder. Here you can search for items based on different criteria and get an idea what you have stored and where you can find it.

You can search for Name, Size, Creation Date, Comment and Version Information (for now), as presented in the first drop down list. The second drop down list lists different search types for the chosen search criteria – for example Name-contains or Creation Date-before. Especially when searching for Names keep in mind that CDWinder does **not** support wildcards (* or ?, like Windows does). The search term should be entered in the way you expect to find it in the data.





CDWinder ReadMe

Organize your catalogs

To make it easier to identify and categorize your different catalogs, you can attach a comment or rename them. Just choose **Edit** and then **Rename...**, or use the context menu – right click on the catalog and choose **Rename...**. To comment a catalog use the properties dialog.

You can also organize your catalog files in different folders. Just choose **File** and then **New Catalog Folder**, or use the context menu – right click on My Catalogs (or any other catalog folder) and choose **New Catalog Folder**. You can build catalog folder hierarchies just to your liking, and move catalogs and folders between them using *drag'n drop*. The Catalog folder properties-dialogs give you extensive statistical information about their contents.

The properties-dialog for My Catalogs shows you how many catalogs you have overall and reveals the location of your catalog folder.

System requirements

CDWinder should run on all Win32 platforms (Windows 95/98/ME, NT 4.0, 2000). There are no special hardware requirements other than those of your respective Windows version.

How much does it cost and how to contact the author ?

Pricing

CDWinder has the following pricing :

- | | | |
|------------------------------|------|----------|
| • 1-9 single user licenses | \$10 | per user |
| • 10-24 single user licenses | \$8 | per user |
| • 25-49 single user licenses | \$7 | per user |
| • 50+ single user licenses | \$6 | per user |

A Site License costs \$600 and covers all locations for your organization within a 160 kilometer radius of your site (100 miles). One big advantage of a Site License is that you do not need to keep track of how many people at your site are using the software.

If you want a CD-ROM, please contact me.

Updates are free and can be obtained at the **CDWinder-Homepage**:

<http://www.cdwinder.de>



CDWinder ReadMe

Contacting the author:

My email:

abe@kagi.com

Macintosh version!

<http://www.cdfinder.de>

My postal address:

Andreas H. Becherer
Heinrich-Zille-Str. 44
D-65201 Wiesbaden
Germany

Payment

Payment via Kagi

You can pay for CDWinder online here : <http://order.kagi.com/?32U>

Kagi handles my payment processing.

If paying with **Credit Card** or **First Virtual**, you can email or fax the data to Kagi. Their email address is **sales@kagi.com** and their fax number is +1 510 652-6589. You can either Copy the data from Register and paste into the body of an email message or you can Save the data to a file and you can attach that file to an email message. There is no need to compress the data file, it's already pretty small. If you have a fax modem, just Print the data to the Kagi fax number.

Payments sent via email are processed by Kagi within a week. You will receive an email acknowledgement when it is processed. Payments sent via fax take up to 20 days and if you provide a correct Internet email address you will receive an email acknowledgement. If you require a written receipt, please keep in mind that even by airmail it might take a week for a letter to arrive. After you receive the acknowledgement by Kagi, I will send you the key as soon as possible. Please keep in mind that CDWinder is not my full-time job, so it could be 4 or even 5 days until you receive your key from me. Usually it will only take one or two days.

If you are paying with **Cash** or **USD Check** you should print the data using the Register application and send it to the address shown on the form, which is:

Kagi
1442-A Walnut Street PMB #392-1UJ
Berkeley, California 94709-1405
USA

You can pay with a wide variety of cash from different countries but at present if you pay via check, it must be a check drawn in US Dollars. Kagi



CDWinder ReadMe

cannot accept checks in other currencies, the conversion rate for non-USD checks is around USD 15 per check and that is just not practical.

If you have a purchasing department, you can enter all the data into the Register program and then select **Invoice** as your payment method. Print three copies of the form and send it to your accounts payable people. You might want to highlight the line that mentions that they must include a copy of the form with their payment. Kagi can not invoice your company, you need to act on my behalf and generate the invoice and handle all the paperwork on your end.

Please do not fax or email payment forms that indicate Cash, Check or Invoice as the payment method. As far as we know, there is still no technology to transfer physical objects via fax or email and without the payment, the form cannot be processed.

Payments send via postal mail take time to reach Kagi and then up to 10 days for processing. Again, if you include a correct email address, you will hear from Kagi when the form is processed.

Payment directly to the author (Cash only!)

You can pay **Cash** by simply adding the money to your registration form. This works quite well if the envelope is made of thick paper. I do accept cash in different currencies, please contact me! You can either use the Text document enclosed with CDWinder as a registration form or use the PDF-Registration-Form found in the documentation package.

For any other needs please contact me personally.



CDWinder ReadMe

What Is New ?

Changes Since the Last Version

A lot of functionality has been added to CDWinder in this Version (1.1). The most important are :

- added catalog support for Zip-Files
zip-files are scanned and their contents is added to the catalog
- added support for version information
version of exe, dll, ... files is gathered and stored in the catalogs
- added a preferences dialog
for these new capabilities
- added search functions
for comments and version information.
- added catalog folder support
 - create catalog folders to organize your catalogs
 - move catalogs between them (drag'n drop)
 - rename catalog folders
 - extensive information dialogs with statistics
 - display of CDFinder catalog folder comments
- added rename and comment capability for catalog-objects
objects in catalogs can now be renamed and comments may be added to them.
- added export-functionality
catalogs and found items can be exported to tab-separated text files.
- added menu-shortcuts for the most important functions
- added sorting capabilities for catalogs in the list view

Version History

- CDWinder 1.1 24. March 2001
the current release.
- CDWinder 1.0.1 14. January 2001
first minor touch-up.
- CDWinder 1.0 18. December 2000
very first release of CDWinder.

Limitations

The unregistered version of CDWinder will annoy you at every launch with a little dialog reminding you of the benefits of paying the registration fee. The number of catalogs is also reduced to 25, which is surely enough to evaluate the application and its functions.



CDWinder ReadMe

Legal Stuff

The application "CDWinder" and all included materials are protected by copyright. You may not disassemble it or modify it with similar tools.

You may copy the program together with all additional documents but without your personal registration keyword as often as you want, as long as you don't modify any part of it! You may not sell it or use it commercially in any other way without my written consent.

If you want to distribute CDWinder on a shareware collection CD-ROM or anything like that, simply inform me with an email or a letter. I'd also like to have a copy of the CD-ROM, if possible...

For a trial period of 30 days you may freely use the program. After that, you need to register it.

In absolute no way am I responsible for any damage occurring by the use of the software.

Acknowledgements

First of all I'd like to thank my friend and partner Norbert. Without him I wouldn't be doing any of this.

I'd like to thank my family and friends for supporting me and enduring my lack of time...

Thanks to all the beta testers, especially Arnold Willemer, for their feedback and their efforts.


Famous last words

Hopefully you have as much fun and benefit using CDWinder as I have developing it. If you find anything I haven't addressed here, please don't hesitate to contact me. I'm always open for ideas, suggestions, problems and laudation ☺.

Andreas H. Becherer
Heinrich-Zille-Straße 44
D-65201 Wiesbaden
GERMANY

 abe@cdwinder.de
www.cdwinder.de

Andreas Becherer
Engineering



- 24. MARCH 2001 -