

# **Centaurus Xross Word Ver 3.1**

## **Description**

General information about the Xross Word program.

## **Program Operation**

Explains the operation on the command buttons, keys, and the mouse.

## **Options**

Set background styles; enable or disable word auto advance, word auto check, and hints.

## **Centaurus Software Design**

How to contact us.

## **Copyright Notice and Warranty**

## Description

The crossword puzzle is the most widely played word game, which is familiar to everyone. This program combines that entertainment while providing puzzles with educational value. Features include saving and restoring of incomplete puzzles, printing puzzles, word auto check, clue auto advance, word hints (vowels, consonants, letters), and background style patterns.

## Program Operation



Opens a dialog box to select a puzzle to load into memory.



Save the currently loaded partially solved puzzle for later restore.



Opens a dialog box to restore a previously saved puzzle.



Clears the currently loaded puzzle, you will be prompt to save it, if not completed.



Prints the currently loaded puzzle to the Windows default printer. The puzzle may be printed without answers, partially solved, or with answers.



Sets program options and the background style.



Page Up/Down keys: Used to select Across , or Down, clue list boxes.



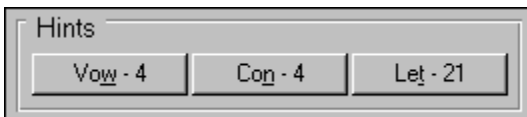
Arrow Up/Down keys: Used to select a individual clue within a list box.




Arrow Left/Right keys: Used to select a individual letter within a word. The word is highlighted light gray and the letter is highlighted cyan.



Mouse Functions: You can use the mouse to select word positions or word clues. Selecting a clue with the left mouse button highlights the word position. Selecting a word position with the left mouse button selects the across clue, and selecting a word position with the right mouse button selects the down clue.

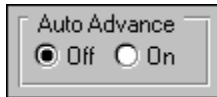


If the Hints Panel is enabled, you are allowed 20% of the total Vowels, Consonants, and Letters from the loaded puzzle as hints. Each button indicates the number of available hints that are remaining.

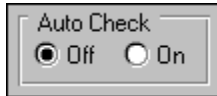


If Word Auto Check is enabled, a progress bar indicates the percentage of the puzzle which is completed.

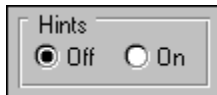
## Program Options




Enables Word Auto Advance upon completion of a word.



Enables Word Auto Check, this will set the word bold, if it is correct. A progress bar indicates the percentage of the puzzle which is completed.



Enables the Hints Panel Buttons (Vow, Con, Let). This allows 20% of the total Vowels, Consonants, and Letters from the loaded puzzle as hints.



Select the desired background style by clicking on it, or use the tab key to get to the styles area, and then use the left/right arrows to select it. The selected style is indicated by a white border.

## **Centaurus Software Design**

We are very interested in feedback from users. If you have any questions, comments, suggestions, or difficulty in installing Xross Word, please contact us by email, or write us directly.

email address: [centsoft@aol.com](mailto:centsoft@aol.com)

Centaurus Software Design  
PO Box 1382  
Auburn, NY 13021 USA

## **Copyright Notice and Warranty**

**Copyright Notice:** Xross Word, Version 3.1, Copyright © 1996-1997, Centaurus Software Design, All Rights reserved.

**Warranty:** The Xross Word program is believed to be accurate and reliable. However, no responsibility is assumed by the authors for its use. This software is provided as is and without warranties as to performance of merchantability or any other warranties whether expressed or implied. Because of the various hardware and software environments into which this program may be put, no warranty of fitness for a particular purpose is offered. The user must assume the entire risk of using this software.





